

PARTS LIST INDEX

ROW UNIT

15" Seed Opener Disc Blade/Bearing Assembly And Scrapers	P5
Brush-Type Seed Meter	P15
Coulter Mounted Residue Wheels	P28
Covering Discs/Single Press Wheel	P8
Drag Closing Attachment.....	P11
Finger Pickup Seed Meter	P14
Frame Mounted Coulter W/Residue Wheels.....	P30
Gauge Wheels	P6
Granular Chemical Banding Options	P19
Granular Chemical Hopper And Hopper Panel Extension.....	P16
Granular Chemical Meter And Meter Drive.....	P18
Hopper Support And Meter Drive	P12
Parallel Arms, Mounting Support Plate And Quick Adjustable Down Force Springs	P4
Row Unit Mounted Bed Leveler	P22
Row Unit Mounted Disc Furrower	P24
Row Unit Mounted No Till Coulter	P21
Row Unit Mounted Residue Wheel	P26
Seed Hopper And Lid	P13
Shank Assembly, Seed Tube And Depth Adjustment	P2
Spring Tooth Incorporator	P20
"V" Closing Wheels	P10

BASE MACHINE

Contact Wheel And Arm Assembly.....	P38
Cylinders.....	P50
Driveline.....	P40
Electrical Components And SMV Sign	P62
Hitch And Frame Assembly	P34
Hydraulic Systems.....	P56
Row Marker Assemblies	P44
Row Marker Sequencing/Flow Control Valve.....	P54
Row Marker Spindle/Hub/Blade.....	P48
Safety Chain	P34
Seed Rate Transmission Assembly	P42
Transport And Ground Drive Wheel Assembly	P36

ELECTRONIC SEED MONITOR

KPM I Electronic Seed Monitor.....	P64
KPM II Stack-Mode Electronic Seed Monitor.....	P66
KPM III Electronic Seed Monitor.....	P68

INTERPLANT® PACKAGE

Interplant® Push Row Unit	P32
Interplant® Push Row Unit Drive	P70
Interplant® Self-Leveling Hitch Extension	P72

FERTILIZER

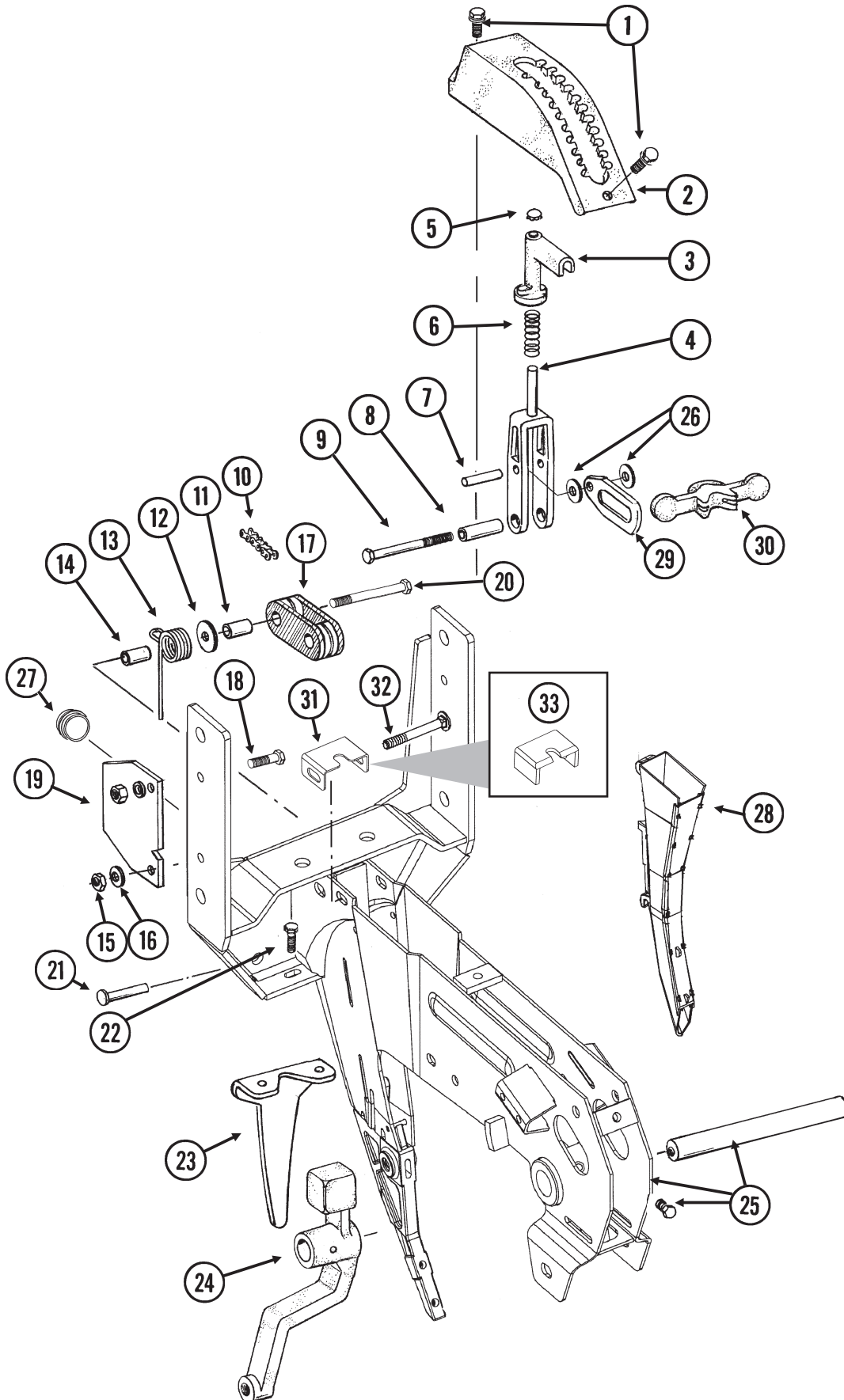
Dry Fertilizer	P86
Fertilizer Opener Mounting Bar (Double Disc And Notched Single Disc Fertilizer Openers).....	P85
Fertilizer Openers And Attachments.....	P74
Liquid Fertilizer	P92

Decals, Paint And Miscellaneous	P109
---------------------------------------	------

Numerical Index.....	P113
----------------------	------

SHANK ASSEMBLY, SEED TUBE AND DEPTH ADJUSTMENT

(METR29cc)

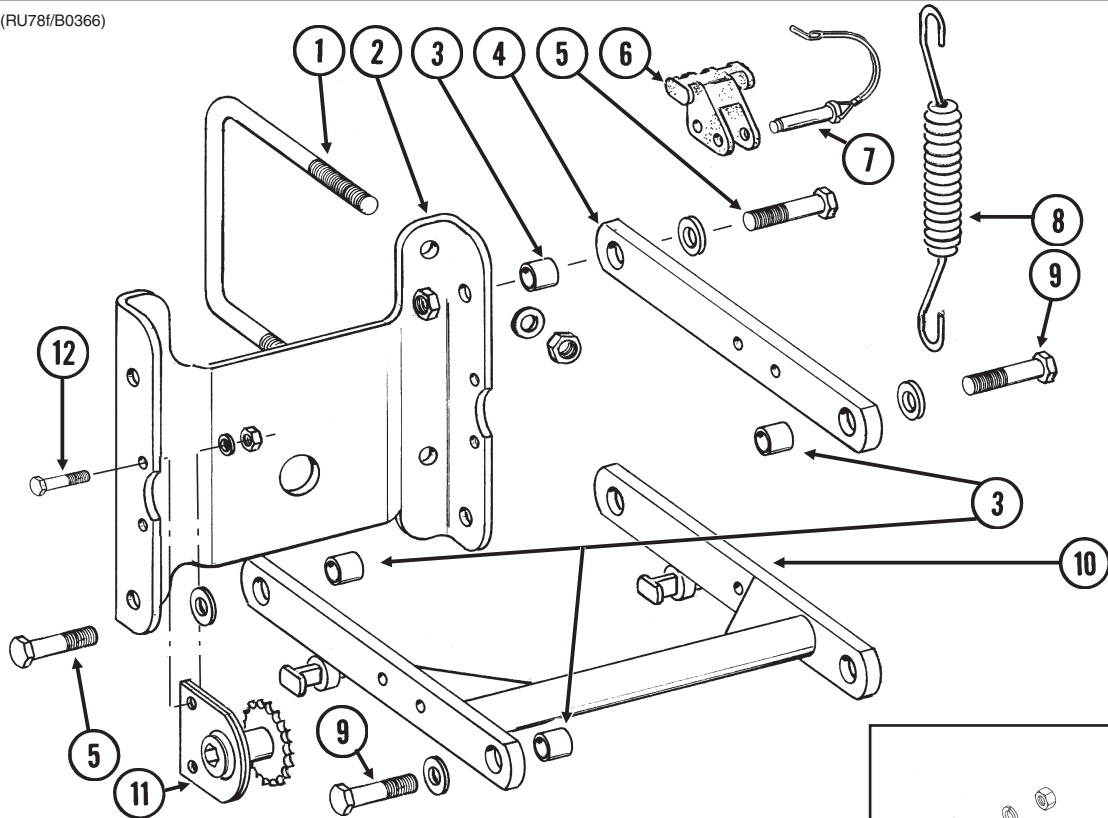


SHANK ASSEMBLY, SEED TUBE AND DEPTH ADJUSTMENT

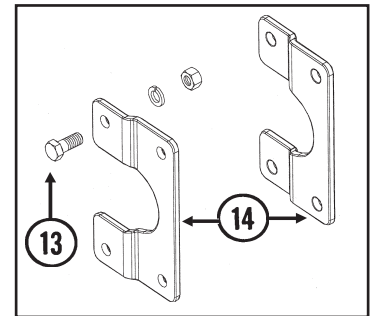
ITEM	PART NO.	QTY. (Per Row)	DESCRIPTION
1.	G11015	2	Hex Washer Head Cap Screw, 3/8"-16 x 1 1/4"
2.	GB0274	1	Cover, Depth Adjustment
3.	GB0266	1	Handle, Depth Adjustment
4.	GB0267	1	Lever, Depth Adjustment
5.	GD3612	1	Cap Plug
6.	GD10993	1	Spring
7.	GD13361	1	Pin, 3/8" x 1 2/3"
8.	GD11259	1	Sleeve, 3/8" I.D. x 5/8" O.D. x 1 25/32" Long
9.	G11008	1	Hex Head Cap Screw, 3/8"-24 x 2 1/2", Grade 8
	G11007	1	Lock Nut, 3/8"-24, Grade C
10.	G3303-98	1	Chain, No. 41, 98 Pitch Including Connector Link
	G3303-16	1	Chain, No. 41, 16 Pitch Including Connector Link (Used W/Row Unit Extension Brackets)
	GR0196	1	Connector Link, No. 41
11.	GD1026	1	Sleeve, 1 3/16" Long
12.	G10201	1	Special Washer, 3/8" x 1 1/2" O.D.
13.	GD1065	1	Idler Spring
14.	GD7318	1	Sleeve, 1" Long
15.	G10108	1	Lock Nut, 3/8"-16
16.	G10210	1	Washer, 3/8" USS
17.	GD11962	1	Idler
18.	G10003	3	Hex Head Cap Screw, 3/8"-16 x 1 1/2"
	G10108	3	Lock Nut, 3/8"-16
19.	GD10867	2	Stop
20.	G10326	1	Hex Head Cap Screw, 3/8"-16 x 3 3/4"
21.	G10551	1	Clevis Pin, 1/4" x 2 1/2"
	G10669	1	Hair Pin Clip, No. 22
22.	G10312	2	Carriage Bolt, 5/16"-18 x 3/4"
	G10620	2	Serrated Flange Nut, 5/16"-18
23.	GD1033	1	Shield
24.		-	See "Gauge Wheels", Pages P6 And P7
25.	GA10157	1	Shank W/Gauge Wheel Pivot Spindle And Set Screw
	GD11001	-	Spindle
	G10438	-	Hex Head Cap Screw, 1/2"-13 x 3/4"
26.	G10207	2	Washer, 7/8" O.D. x 1 3/32" I.D. x .134" (If Applicable)
27.	GD11845	1	Dust Cap
28.			See "KPM I Electronic Seed Monitor", "KPM II Stack-Mode Electronic Seed Monitor" And "KPM III Electronic Seed Monitor", Pages P64-P69
29.	GB0285	1	Collar, Depth Adjustment
30.	GB0265	1	Pivot Link, Depth Adjustment
31.	GD15970	1	Sun Shade
32.	G10304	1	Carriage Bolt, 3/8"-16 x 3"
	G10108	1	Lock Nut, 3/8"-16
33.	GD16245	-	Sun Shade (Rubber)

PARALLEL ARMS, MOUNTING SUPPORT PLATE AND QUICK ADJUSTABLE DOWN FORCE SPRINGS

RUB021/RUB022(RU78f/B0366)

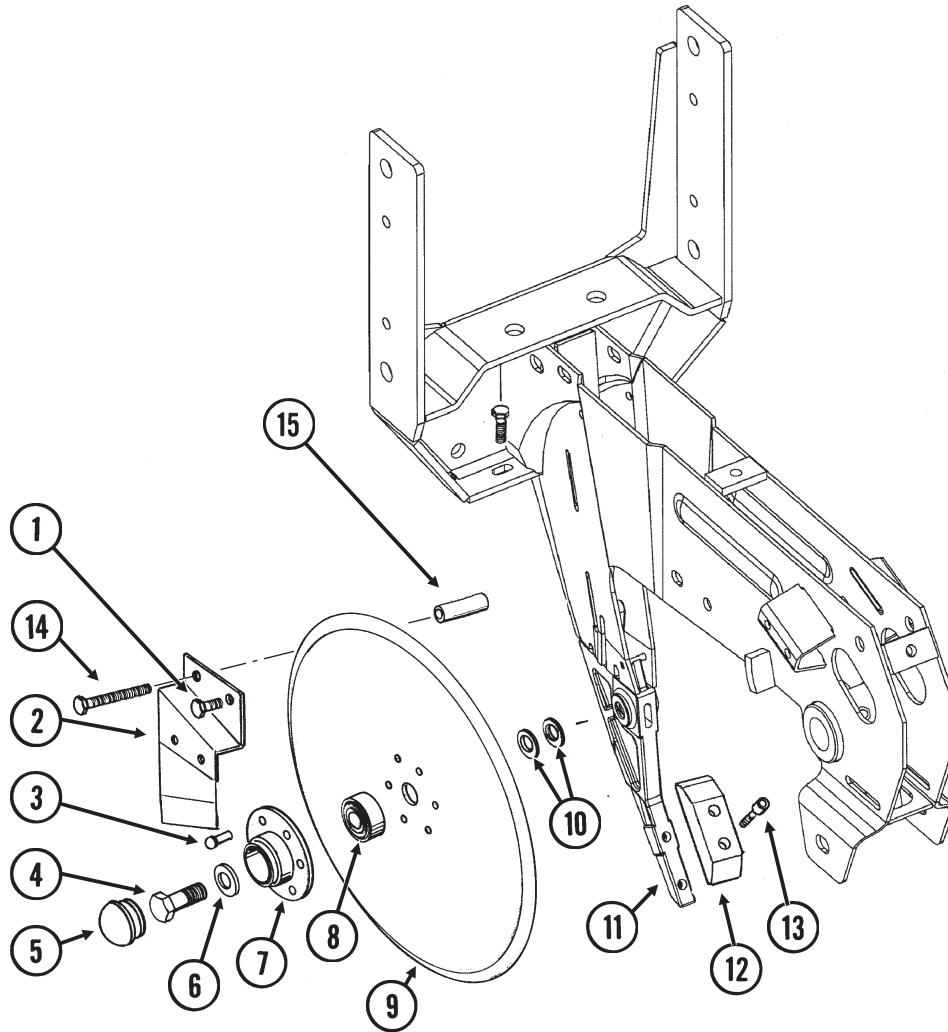


ITEM	PART NO.	QTY. (Per Row)	DESCRIPTION
1.	GD1114	2	U-Bolt, 7" x 7" x 5/8"-11
	G10230	4	Lock Washer, 5/8"
	G10104	4	Hex Nut, 5/8"-11
2.	GD10036	1	Mounting Support Plate
3.	GB0218	4	Bushing, 2 1/32" I.D. x 7/8" O.D. x 1 9/32" Long
4.	GD11422	2	Upper Parallel Arm
5.	G10732	4	Hex Head Cap Screw, 5/8"-18 x 2"
	GD7805	4	Special Washer, 5/8", Hardened
	G10412	4	Lock Nut, 5/8"-18
6.	GB0186	2	Spring Anchor
7.	GD14217	2	Tab Lock Pin, 7/16" x 1 1/2"
8.	GD8249	2-4	Spring
9.		-	See "Hopper Support And Meter Drive", Page P12
10.	GA5651	1	Lower Parallel Arm
11.	GA1720	1	Bearing/Sprocket, 7/8" Hex Bore
12.	G10001	2	Hex Head Cap Screw, 3/8"-16 x 1"
	G10229	2	Lock Washer, 3/8"
	G10101	2	Hex Nut, 3/8"-16
13.	G10007	4	Hex Head Cap Screw, 5/8"-11 x 1 1/2"
	G10230	4	Lock Washer, 5/8"
	G10104	4	Hex Nut, 5/8"-11
14.	GB0366	2	Extension Bracket
A.	G6326X	-	U-Bolt Package For 7" x 7" Toolbar, Includes: (2) GD1114, (4) G10230, (4) G10104



15" SEED OPENER DISC BLADE/BEARING ASSEMBLY AND SCRAPERS

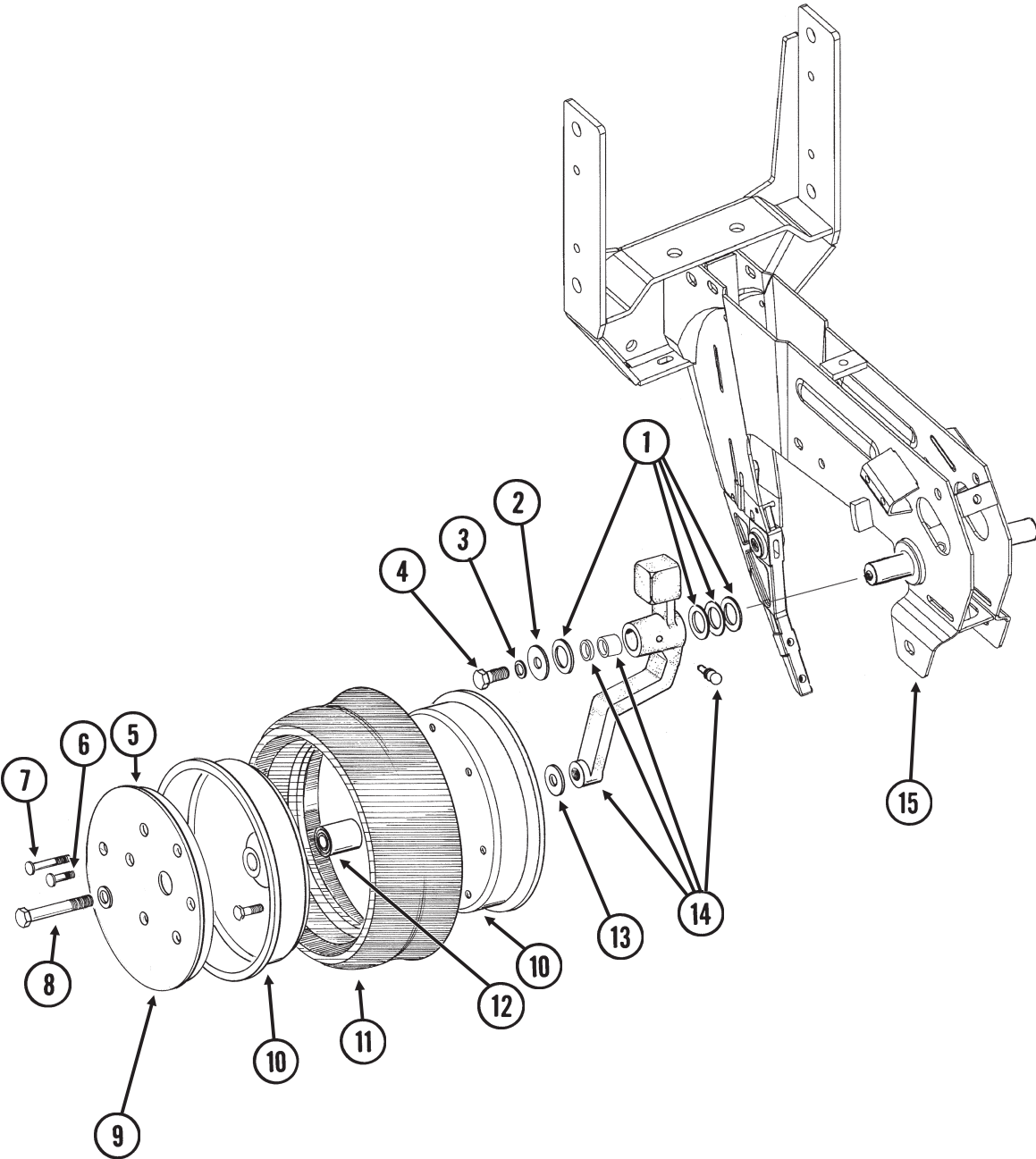
(RU139)



ITEM	PART NO.	QTY. (Per Row)	DESCRIPTION
1.	G10328	2	Hex Head Cap Screw, 3/8"-16 x 5/8"
	G10622	2	Serrated Flange Nut, 3/8"-16
2.	GA2012R	1	Disc Scraper, R.H.
	GA2012L	-	Disc Scraper, L.H. (Shown)
3.	G10427	12	Rivet, 1/4" x 1/2"
4.	GD11017	1	Special Hex Head Cap Screw, 5/8"-11 x 1 1/2", L.H. Threads
	G10007	1	Hex Head Cap Screw, 5/8"-11 x 1 1/2"
5.	GD11845	2	Dust Cap
6.	G10204	2	Special Machine Bushing, 5/8" x 1" O.D.
7.	GD10473	2	Bearing Housing
8.	GA2014	2	Bearing
9.	GD11306	2	Disc Blade, 3.5 mm x 15"
10.	G10213	-	Machine Bushing, 5/8" (.030" Thick)(As Required)
11.		-	See "Shank Assembly", Pages P2 And P3
12.	GB0301	1	Seed Tube Guard/Inner Scraper
13.	G10912	2	Hex Socket Head Cap Screw, 5/16"-18 x 1", Grade 8
14.	G10325	1	Hex Head Cap Screw, 3/8"-16 x 2 3/4"
	G10622	1	Serrated Flange Nut, 3/8"-16
15.	GD11259	1	Sleeve, 3/8" I.D. x 5/8" O.D. x 1 25/32" Long
A.	GA8324	-	Disc Blade/Bearing Assembly, Less Dust Cap (Items 3 And 7-9)

GAUGE WHEELS

(RU140)

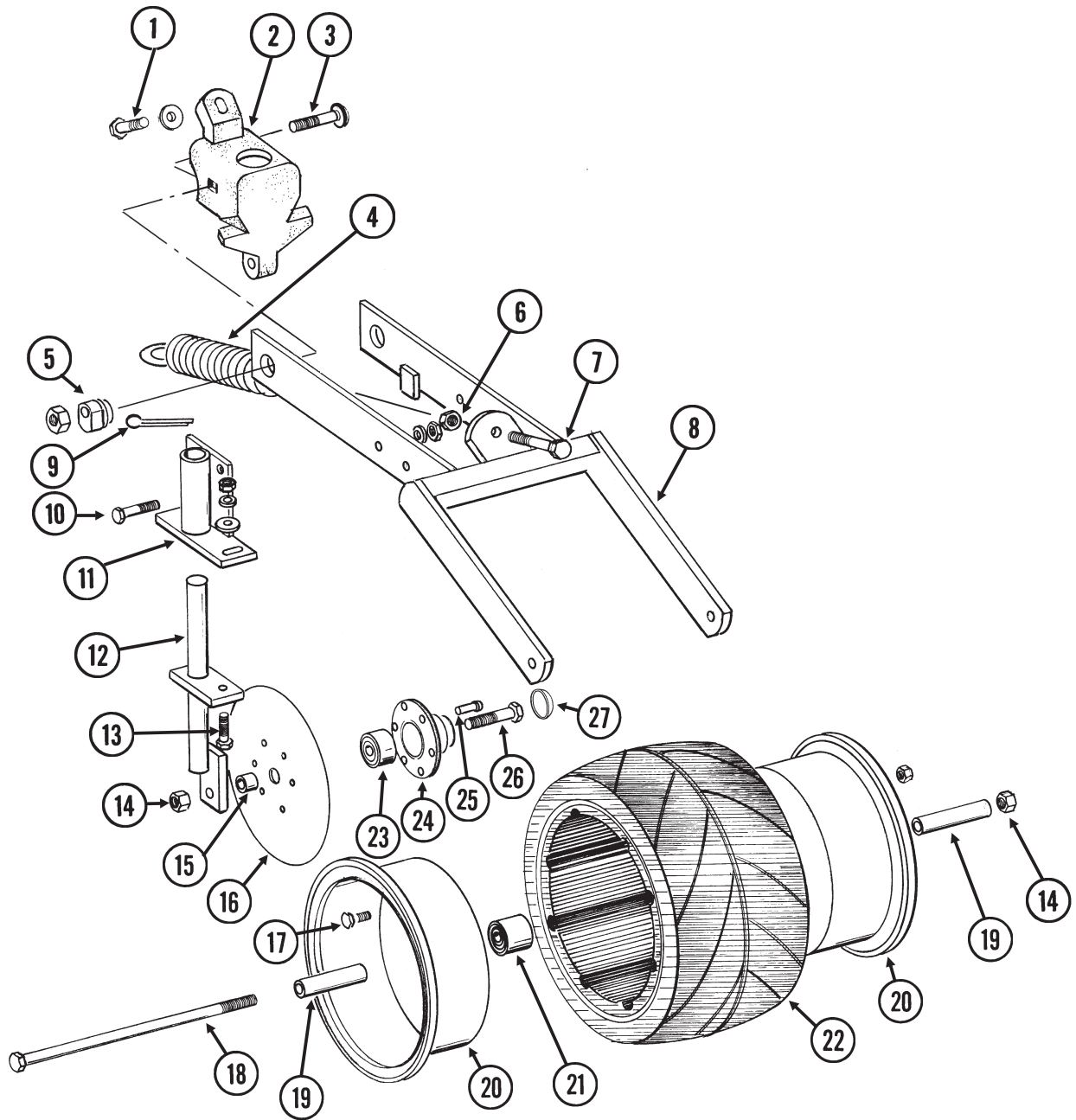


GAUGE WHEELS

ITEM	PART NO.	QTY. (Per Row)	DESCRIPTION
1.	G10940	-	Machine Bushing, 1" (.048" Thick)
2.	G10216	2	Washer, 1/2" USS
3.	G10228	2	Lock Washer, 1/2"
4.	G10014	1	Hex Head Cap Screw, 1/2"-13 x 1"
5.	GD11453	2	Cover
6.	G10338	12	Carriage Bolt, 5/16"-18 x 1 1/4"
	G10620	12	Serrated Flange Nut, 5/16"-18
7.	G10924	8	Carriage Bolt, 5/16"-18 x 1 3/4"
	G10620	8	Serrated Flange Nut, 5/16"-18
8.	G10010	2	Hex Head Cap Screw, 5/8"-11 x 3"
	G10230	2	Lock Washer, 5/8"
9.	G10018	14	Hex Head Cap Screw, 5/16"-18 x 5/8"
	G10109	14	Lock Nut, 5/16"-18, Grade 8
10.	GD11423	4	Half Wheel
11.	GD1086	2	Tire
12.	GA6171	2	Bearing
13.	G10204	2	Special Machine Bushing, 5/8" x 1" O.D.
14.	GA7975	1	Wheel Arm W/Grease Fitting, Bushings And Seals, L.H. (Shown)
	GA7976	1	Wheel Arm W/Grease Fitting, Bushings And Seals, R.H.
	G10640	1	Grease Fitting, 1/4"-28 (Per Arm)
	GB0276	2	Bushing, 1" I.D. x 1 1/4" O.D. x 1" Long (Per Arm)
	GD10991	2	Seal (Per Arm)
15.		-	See "Shank Assembly", Pages P2 And P3
A.	GA7949	-	Gauge Wheel Complete (Items 5-7 And 9-12)
B.	G1K296	-	Gauge Wheel Arm Bushing And Seal Driver Kit, Includes: (1) Seal Driver, (1) Bushing Driver, (1) Instruction

COVERING DISCS/SINGLE PRESS WHEEL

RUA054/RUB026(RU94d)

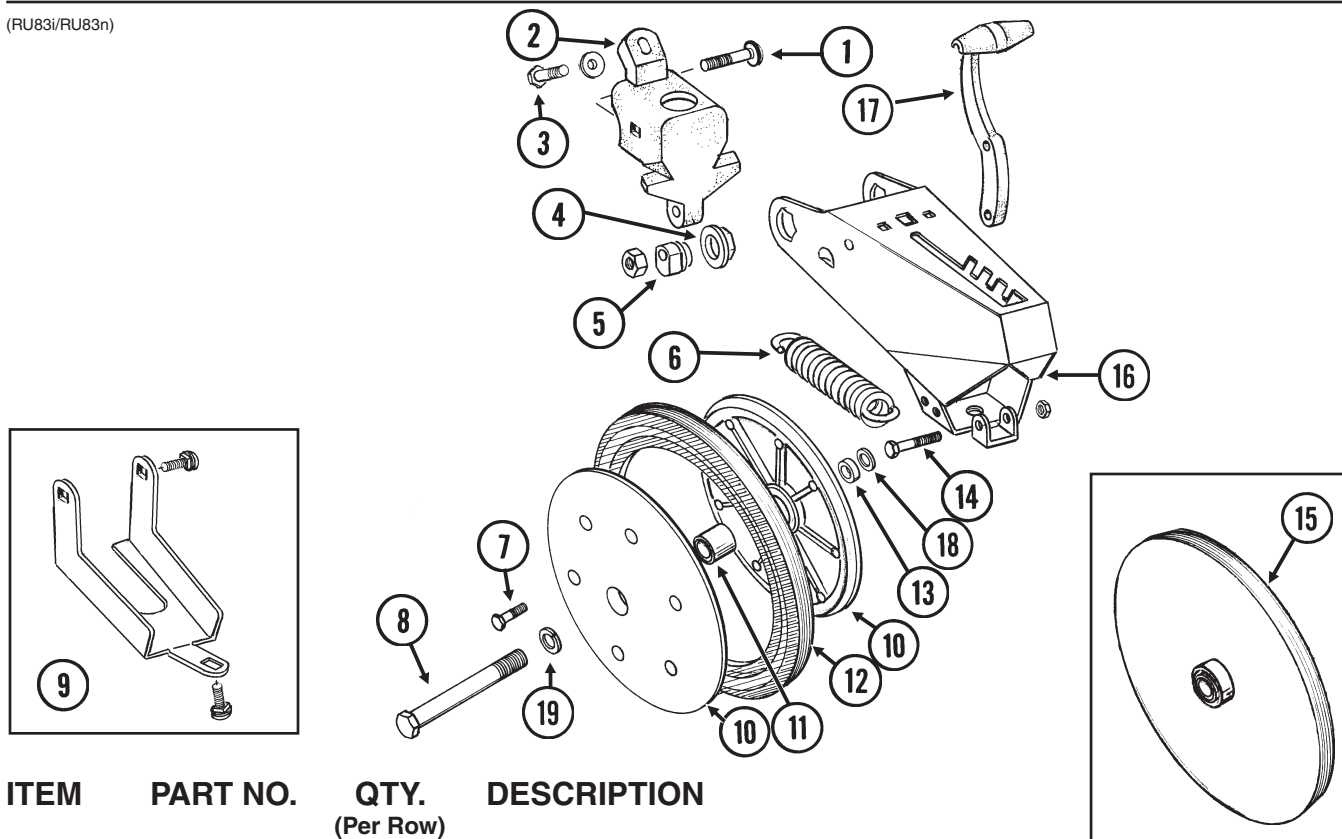


COVERING DISCS/SINGLE PRESS WHEEL

ITEM	PART NO.	QTY. (Per Row)	DESCRIPTION
1.	G10001	1	Hex Head Cap Screw, 3/8"-16 x 1"
	G10210	1	Washer, 3/8" USS
2.	GB0268	1	Wheel Arm Stop
3.	G10801	2	Carriage Bolt, 1/2"-13 x 2 1/4"
	G10315	-	Carriage Bolt, 1/2"-13 x 2 1/2" (Used W/Straight Drop In-Furrow Granular Chemical Bracket)
	G10102	2	Hex Nut, 1/2"-13
4.	GA2054	1	Spring
5.	GB0239	2	Eccentric Bushing
6.	G10102	1	Hex Nut, 1/2"-13
7.	G10015	1	Adjusting Bolt, 1/2"-13 x 5"
8.	GA6619	1	Mounting Arm
9.	G10463	2	Cotter Pin, 1/4" x 1 1/2"
10.	G10171	4	Hex Head Cap Screw, 5/16"-18 x 1 1/4"
	G10232	4	Lock Washer, 5/16"
	G10106	4	Hex Nut, 5/16"-18
11.	GA6620	2	Bracket
12.	GA6618	2	Mount
13.	G10303	2	Carriage Bolt, 5/16"-18 x 1"
	G10219	2	Washer, 5/16" USS
	G10232	2	Lock Washer, 5/16"
	G10106	2	Hex Nut, 5/16"-18
14.	G10107	3	Lock Nut, 5/8"-11
15.	GD1109	2	Bushing, 4 1/64" I.D. x 7/8" O.D. x 1/4" Long
16.	GD9290	2	Disc Blade, 8"
17.	G10018	7	Hex Head Cap Screw, 5/16"-18 x 5/8"
	G10109	7	Lock Nut, 5/16"-18, Grade 8
18.	G10152	1	Hex Head Cap Screw, 5/8"-11 x 9"
19.	GD3180-12	2	Sleeve, 5/8" I.D. x 7/8" O.D. x 2 7/8" Long
20.	GD9562	2	Half Wheel
21.	GA6171	1	Bearing
22.	GD9305	1	Tire
23.	GA2014	2	Bearing
24.	GD10473	2	Bearing Housing
25.	G10427	12	Rivet, 1/4" x 1/2"
26.	G10006	2	Hex Head Cap Screw, 5/8"-11 x 2 1/4"
27.	GD11845	2	Dust Cap
A.	GA6733	-	Single Press Wheel Complete W/Bearing (Items 17 And 20-22)
B.	GA6801	-	Covering Disc Blade Complete W/Bearing (Items 16 And 23-25)

"V" CLOSING WHEELS

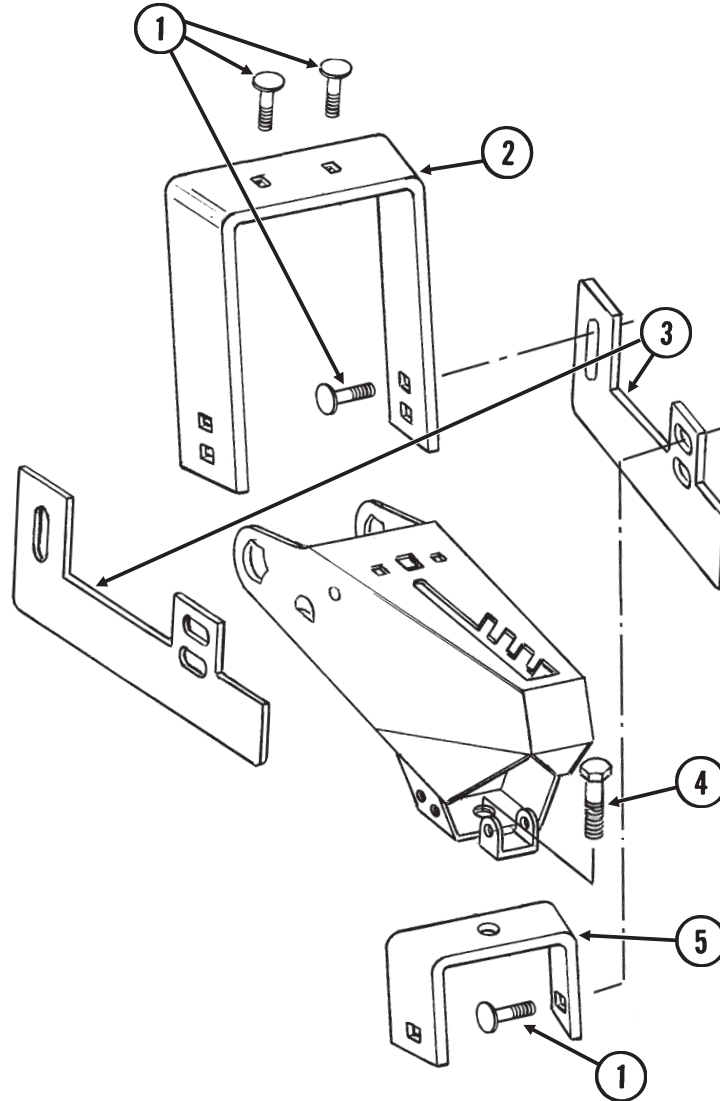
(RU83i/RU83n)



ITEM	PART NO.	QTY. (Per Row)	DESCRIPTION
1.	G10801	2	Carriage Bolt, 1/2"-13 x 2 1/4"
	G10315	-	Carriage Bolt, 1/2"-13 x 2 1/2" (Used W/Straight Drop In-Furrow Granular Chemical Bracket)
2.	G10111	2	Lock Nut, 1/2"-13
	GB0268	1	Wheel Arm Stop
3.	G10001	1	Hex Head Cap Screw, 3/8"-16 x 1"
	G10210	1	Washer, 3/8" USS
4.	GB0282	2	Stepped Bushing
5.	GB0239	2	Eccentric Bushing
6.	GD8460	1	Spring
7.	G10064	6	Hex Head Cap Screw, 1/4"-20 x 1"
8.	G10013	2	Hex Head Cap Screw, 5/8"-11 x 3 1/2"
	G10107	2	Lock Nut, 5/8"-11
9.	G1K345	-	Closing Wheel Shield Kit W/Hardware And Instruction
	G10308	2	Carriage Bolt, 3/8"-16 x 3/4"
	G10599	1	Carriage Bolt, 3/8"-16 x 1 1/4"
	G10210	1	Washer, 3/8" USS
	G10229	3	Lock Washer, 3/8"
	G10101	3	Hex Nut, 3/8"-16
	10.	GD9120	4
11.	GA6171	2	Bearing
12.	GD1085	2	Rubber Tire, 1" x 12"
13.	GD1109	2	Bushing, 4 1/64" I.D. x 7/8" O.D. x 1/4" Long
14.	G10133	1	Hex Head Cap Screw, 5/16"-18 x 1 1/2"
	G10109	1	Lock Nut, 5/16"-18, Grade 8
15.	GA6597	-	Cast Iron Closing Wheel W/Bearing
	GA6171	-	Bearing
16.	GA8322	1	Arm
17.	GB0254	1	Lever
18.	GD7805	2	Special Washer, 5/8", Hardened
19.	G10230	2	Lock Washer, 5/8"
A.	GA6434	-	Rubber Closing Wheel Complete W/Bearing (Items 7 And 10-12)

DRAG CLOSING ATTACHMENT

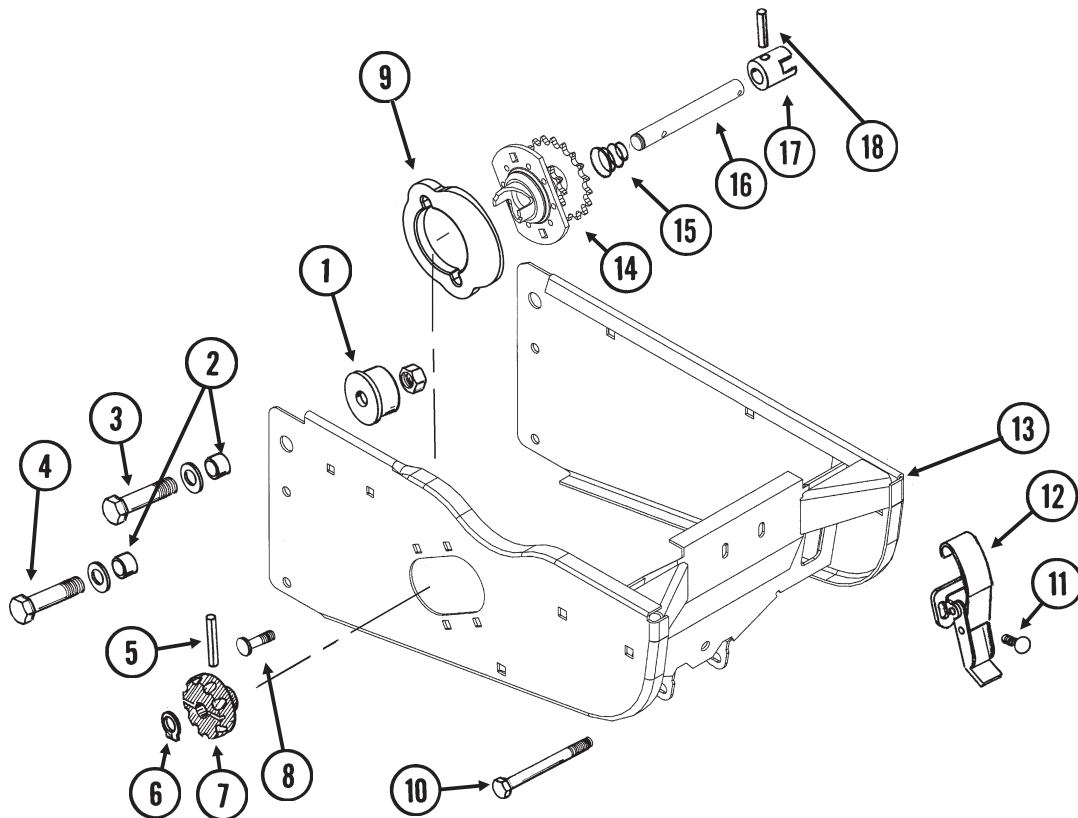
RUB050(RU90c)



ITEM	PART NO.	QTY. (Per Row)	DESCRIPTION
1.	G10599	6	Carriage Bolt, 3/8"-16 x 1 1/4"
	G10210	6	Washer, 3/8" USS
	G10229	6	Lock Washer, 3/8"
	G10101	6	Hex Nut, 3/8"-16
2.	GD11508	1	Front Bracket
3.	GD11313	2	Blade
4.	G10007	1	Hex Head Cap Screw, 5/8"-11 x 1 1/2"
	G10230	1	Lock Washer, 5/8"
	G10104	1	Hex Nut, 5/8"-11
5.	GD11509	1	Rear Bracket
A.	G7566X	-	Drag Closing Attachment Complete (Items 1-5)

HOPPER SUPPORT AND METER DRIVE

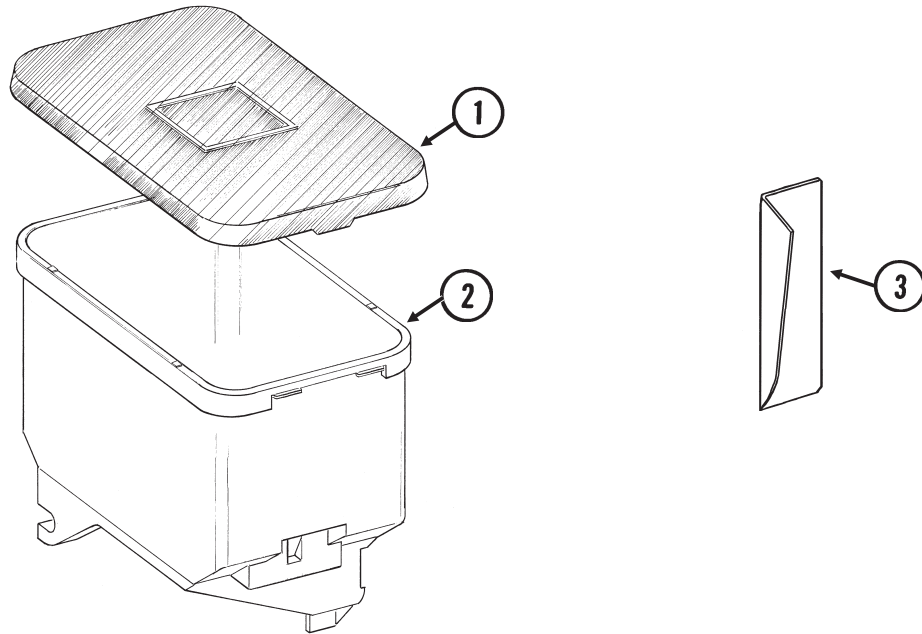
(METR2d)



ITEM	PART NO.	QTY. (Per Row)	DESCRIPTION
1.	GB0314	2	Hopper Mount
2.	GB0218	4	Bushing, 2 ¹ / ₃₂ " I.D. x 7 ⁷ / ₈ " O.D. x 1 ¹⁹ / ₃₂ " Long
3.	G10752	2	Hex Head Cap Screw, 5 ⁸ / ₁₆ "-18 x 2 1 ⁴ / ₄ "
	GD7805	2	Special Washer, 5 ⁸ / ₁₆ ", Hardened
	G10412	2	Lock Nut, 5 ⁸ / ₁₆ "-18
4.	G10751	2	Hex Head Cap Screw, 5 ⁸ / ₁₆ "-18 x 1 3 ⁴ / ₄ "
	GD7805	2	Special Washer, 5 ⁸ / ₁₆ ", Hardened
	G10412	2	Lock Nut, 5 ⁸ / ₁₆ "-18
5.	G10602	1	Spring Pin, 1 ⁴ / ₄ " x 1 1 ² / ₂ "
6.	G10567	1	External Retaining Ring, 5 ⁸ / ₁₆ "
7.	GD11239	1	Knob
8.	G10338	2	Carriage Bolt, 5 ¹⁶ / ₁₆ "-18 x 1 1 ⁴ / ₄ "
	G10620	2	Serrated Flange Nut, 5 ¹⁶ / ₁₆ "-18
9.	GB0331	1	Clutch Adapter Plate
10.	G10061	1	Hex Head Cap Screw, 3 ⁸ / ₁₆ "-16 x 3 1 ² / ₂ "
	G10210	2	Washer, 3 ⁸ / ₁₆ " USS
	G10108	1	Lock Nut, 3 ⁸ / ₁₆ "-16
11.	G10309	2	Carriage Bolt, 1 ⁴ / ₄ "-20 x 5 ⁸ / ₁₆ ", Grade 2
	G10621	2	Serrated Flange Nut, 1 ⁴ / ₄ "-20
12.	GA2007	1	Hopper Hold Down Latch
13.	GA10155	1	Hopper Support
14.	GA10137	1	Double Sprocket And Bearing, Drive Clutch, 11/19 Tooth
15.	GD11413	1	Spring
16.	GD15747	1	Shaft
17.	GB0278	1	Coupler
18.	G10546	1	Spring Pin, 3 ¹⁶ / ₁₆ " x 1 1 ⁴ / ₄ "
A.	GA10151	-	Meter Drive Assembly Complete, 11/19 Tooth (Items 5-7 And 14-18)

SEED HOPPER AND LID

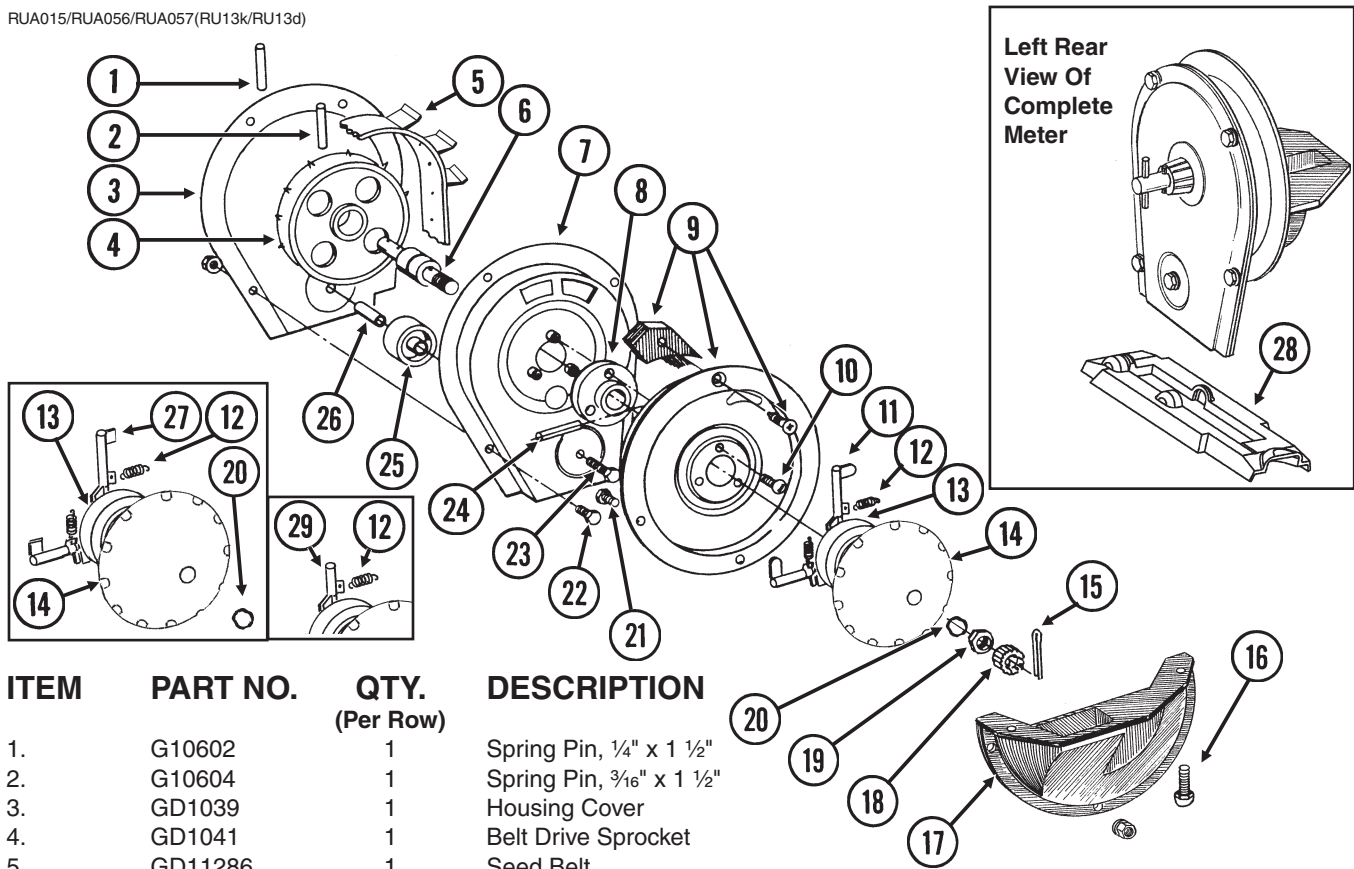
(RU87e/RU87a)



ITEM	PART NO.	QTY. (Per Row)	DESCRIPTION
1.	GD11279	1	Lid
2.	GA9714	1	Seed Hopper, Reinforced
3.	GD11747	1	Seed Reserve Baffle

FINGER PICKUP SEED METER

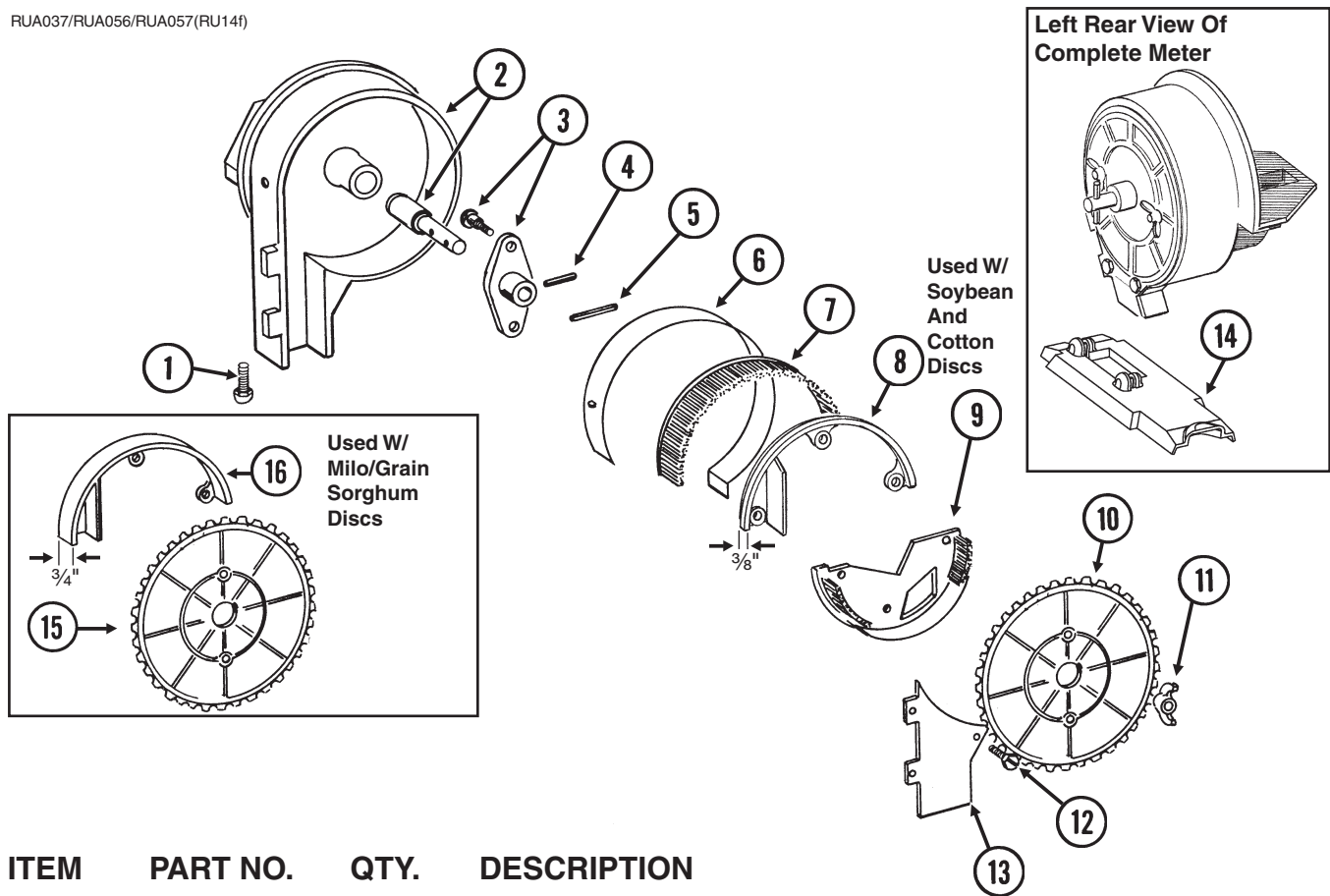
RUA015/RUA056/RUA057(RU13k/RU13d)



ITEM	PART NO.	QTY. (Per Row)	DESCRIPTION
1.	G10602	1	Spring Pin, 1/4" x 1 1/2"
2.	G10604	1	Spring Pin, 3/16" x 1 1/2"
3.	GD1039	1	Housing Cover
4.	GD1041	1	Belt Drive Sprocket
5.	GD11286	1	Seed Belt
6.	GA2019	1	Bearing
7.	GA2018	1	Conveyor Housing
8.	GB0110	1	Bearing Housing
9.	GR1569	1	Carrier Plate W/Brush And Screw
	GA2020	-	Brush
	G10690	-	Rolling Thread Screw, No. 10 x 3/4"
10.	G10401	3	Slotted Hex Washer Head Screw, No. 10-32 x 5/8"
11.	GD18704	12	Finger, Corn
12.	GD6501	12	Spring
13.	GB0410	1	Cam
14.	GD11528	1	Finger Holder
15.	G10470	1	Cotter Pin, 5/32" x 1"
16.	G11009	2	Locking Thumbscrew, 5/16"-18 x 3/4"
17.	GD11311	1	Seed Baffle
18.	GD1083	1	Cover Nut
19.	G10500	1	Jam Nut, 5/8"-18 UNF
20.	GA8343	1	Wave Washer, 5/8" (Triple Wave)
21.	G10020	3	Hex Head Cap Screw, 1/4"-20 x 5/8"
	G10323	3	Hex Flange Nut, 1/4"-20, No Serrations
22.	G10022	4	Hex Head Cap Screw, 1/4"-20 x 1/2"
	G10621	4	Serrated Flange Nut, 1/4"-20
23.	G10021	1	Hex Head Cap Screw, 1/4"-20 x 1 1/2"
	G10621	1	Serrated Flange Nut, 1/4"-20
24.	G10603	1	Spring Pin, 1/4" x 1 1/4"
25.	GD1042	1	Idler
26.	GB0120	1	Bushing, 17/64" I.D. x 1 1/32" Long
27.	GD10226	12	Finger, Oil Sunflower
28.	GD15698	1	Shank Cover, Finger Pickup Seed Meter
29.	GD11787	-	Half Rate Blank Finger
A.	GR1848	-	Finger Assembly, Corn (Items 11-14 And 20)
B.	GR1327	-	Finger Assembly, Oil Sunflower (Items 12-14, 20 And 27)

BRUSH-TYPE SEED METER

RUA037/RUA056/RUA057(RU14f)



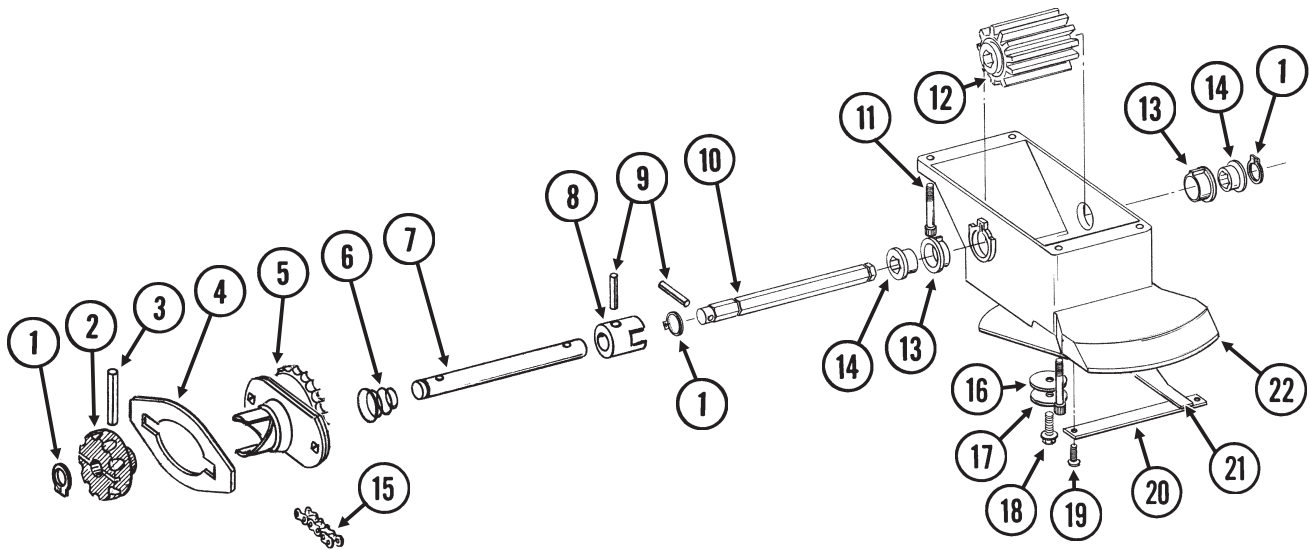
ITEM	PART NO.	QTY. (Per Row)	DESCRIPTION
1.	G11009	2	Locking Thumbscrew, 5/16"-18 x 3/4"
2.	GA6027	1	Housing W/Bearing
	GA5698	-	Bearing
3.	GA6038	1	Hub W/Shoulder Bolts
	GD1755	-	Shoulder Bolt, 1/4"-20 (2 Used)
4.	G10603	1	Spring Pin, 1/4" x 1 1/4"
5.	G10602	1	Spring Pin, 1/4" x 1 1/2"
6.	GD8778	1	Wear Strip
7.	GA5699	1	Upper Brush
8.	GD11122	1	Upper Brush Retainer (Used W/Soybean And Cotton Discs)
9.	GA5834	1	Lower Brush
10.	GA5794	-	Seed Disc, Soybean, 60 Cell, Black Color-Coded
	GA6184	-	Seed Disc, Specialty Soybean, 48 Cell, Dark Blue Color-Coded
	GA5796	-	Seed Disc, Cotton, Acid-Delinted, 30 Cell, White Color-Coded
	GA6168	-	Seed Disc, Large Cotton, Acid-Delinted, 36 Cell, Tan Color-Coded
	GA6478	-	Seed Disc, High-Rate Cotton, Acid-Delinted, 48 Cell, Light Green Color-Coded
	GA6182	-	Seed Disc, Hill-Drop Cotton, Acid-Delinted, 12 Cell, Brown Color-Coded
	GA7255	-	Seed Disc, Small Hill-Drop Cotton, Acid-Delinted, 12 Cell, Dark Green Color-Coded
11.	G10531	2	Wing Nut W/Nylon Insert, 1/4"-20
12.	G11151	9	Hex Washer Head Screw, No. 10-24 x 1/2"
	G10634	-	Slotted Tap Screw, No. 10-24 x 5/8" (Use As Required)
13.	GD7878	1	Cover
14.	GD15699	1	Shank Cover, Brush-Type Seed Meter
15.	GA5982	-	Seed Disc, Small Milo/Grain Sorghum, 30 Cell, Red Color-Coded
	GA6187	-	Seed Disc, Large Milo/Grain Sorghum, 30 Cell, Light Blue Color-Coded
	GA5795	-	Seed Disc, High-Rate Small Milo/Grain Sorghum, 60 Cell, Red Color-Coded
	GA6633	-	Seed Disc, High-Rate Large Milo/Grain Sorghum, 60 Cell, Yellow Color-Coded
16.	GD8237	-	Upper Brush Retainer (Used W/Milo/Grain Sorghum Discs)

GRANULAR CHEMICAL HOPPER AND HOPPER PANEL EXTENSION

ITEM	PART NO.	QTY. (Per Row)	DESCRIPTION
1.	G10210	3	Washer, 3/8" USS
2.	GD2971-10	1	Sleeve, 9/16" Long
3.	GD11219	1	Spring
4.	G10201	1	Special Washer, 3/8" x 1 1/2" O.D.
5.	GD1026	1	Sleeve, 1 3/16" Long
6.	GD11962	1	Idler
7.	G10108	1	Lock Nut, 3/8"-16
8.	G10670	2	Hair Pin Clip, No. 3
9.	GD1059L	1	Support, L.H. (Shown)
	GD1059R	1	Support, R.H.
10.	G10002	4	Hex Head Cap Screw, 3/8"-16 x 3/4"
	G10229	4	Lock Washer, 3/8"
11.	G10312	8	Carriage Bolt, 5/16"-18 x 3/4"
	G10620	8	Serrated Flange Nut, 5/16"-18
12.	G10325	1	Hex Head Cap Screw, 3/8"-16 x 2 3/4"
13.	G10567	3	External Retaining Ring, 5/8"
14.	GD11305	1	Plate
15.	A10759	1	Hopper Panel Extension (Non-Stock Item) (Sub Wholegoods Order Code 700-01099)
16.	GD11424	4	Block
17.	G10023	2	Hex Head Cap Screw, 1/4"-20 x 3/4"
	G10621	2	Serrated Flange Nut, 1/4"-20
18.	GD1060	1	Hinge
19.	GA8371	1	Hopper
20.	GA4444	1	Lid
21.	GD11239	1	Knob
22.	G10602	1	Spring Pin, 1/4" x 1 1/2"

GRANULAR CHEMICAL METER AND METER DRIVE

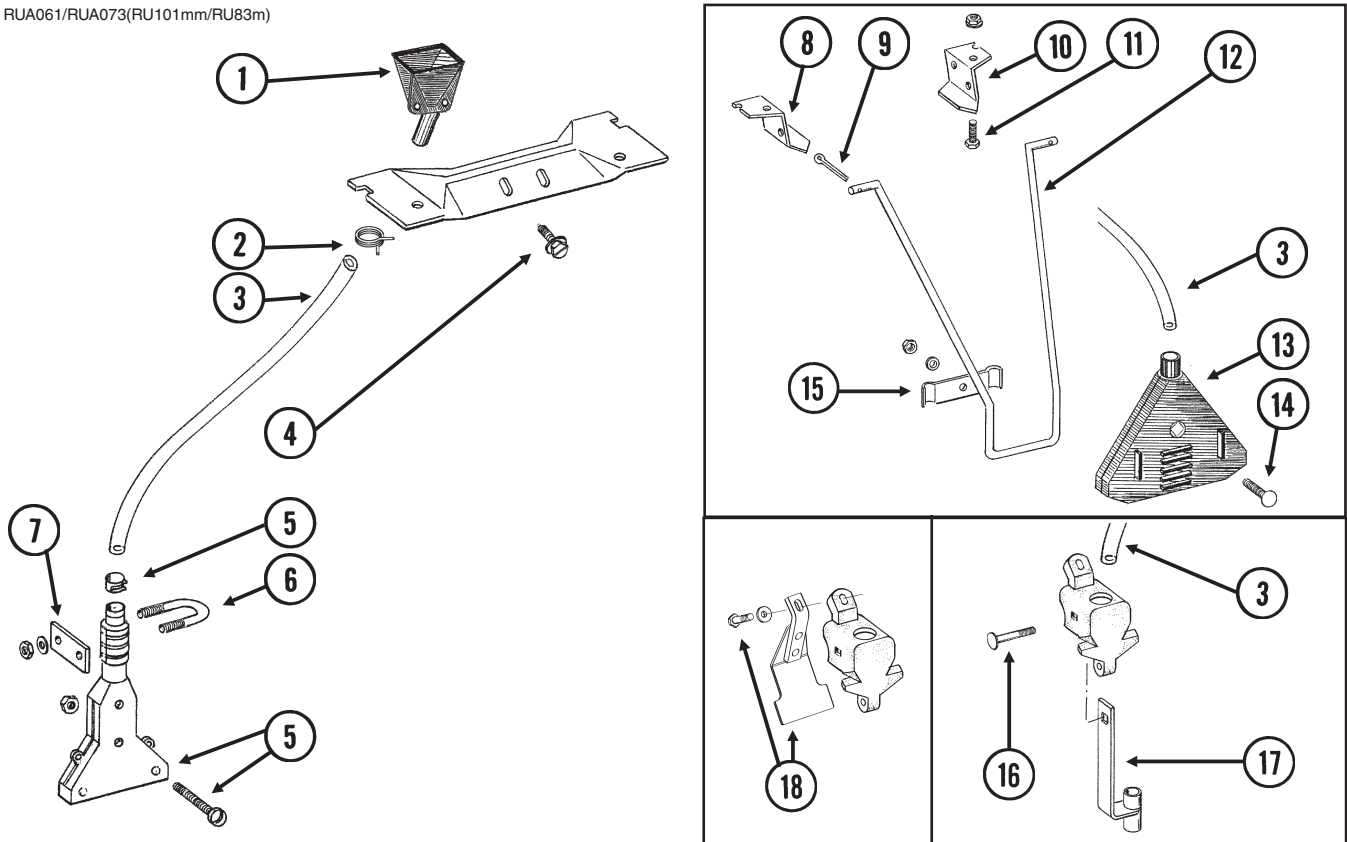
RUA051/RUB028(RU91a)



ITEM	PART NO.	QTY. (Per Row)	DESCRIPTION
1.	G10567	3	External Retaining Ring, 5/8"
2.	GD11239	1	Knob
3.	G10602	1	Spring Pin, 1/4" x 1 1/2"
4.		-	See "Granular Chemical Hopper And Hopper Panel Extension", Pages P16 And P17
5.	GA8364	1	Sprocket And Bearing, Drive Clutch, 24 Tooth
6.	GD11413	1	Spring
7.	GD11240	1	Shaft
8.	GB0278	1	Coupler
9.	G10546	2	Spring Pin, 3/16" x 1 1/4"
10.	GD11297	1	Shaft
11.	G10921	4	Hex Socket Head Cap Screw, No. 10-24 x 7/8"
	G10257	4	Lock Washer, No. 10
12.	GD7148	1	Feed Roller, Hex Bore
13.	GB0115	2	Bearing
14.	GD7258	2	Hex Bushing
15.	G3303-114	1	Chain, No. 41, 114 Pitch Including Connector Link
	GR0196	1	Connector Link, No. 41
16.	G10660	1	Wave Washer, 1/2"
17.	G10209	1	Washer, 1/4" USS
18.	G10570	1	Slotted Hex Self-Tapping Screw, 1/4"-20 x 3/4"
19.	G11073	2	Slotted Hex Self-Tapping Screw, No. 10 x 3/8"
20.	GD1061	1	Support Strap
21.	GD1063	1	Metering Gate
22.	GB0116	1	Granular Housing
A.	GA8326	-	Granular Chemical Meter Complete (Items 1, 9, 10, 12-14 And 16-22)

GRANULAR CHEMICAL BANDING OPTIONS

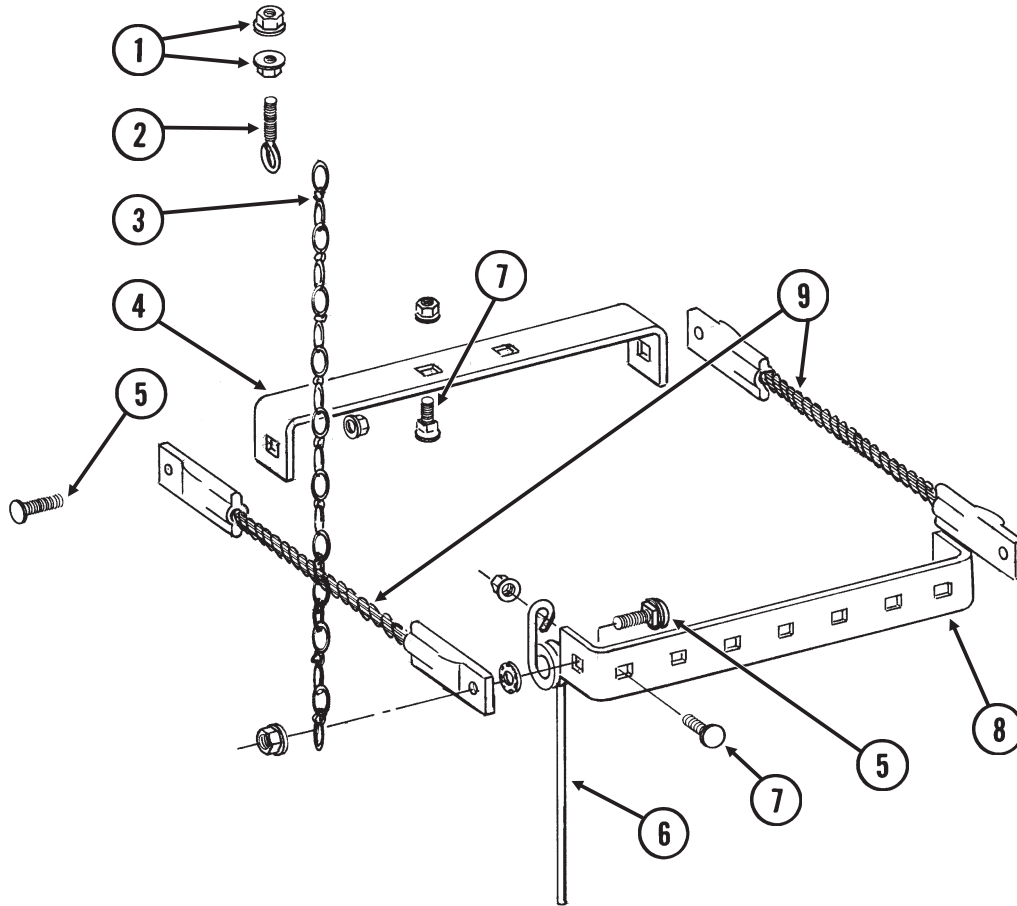
RUA061/RUA073(RU101mm/RU83m)



ITEM	PART NO.	QTY.	DESCRIPTION
1.	GD2423	1	Funnel
2.	G11209	1	Wire Hose Clamp, 3/4"
3.	GD2947	1	Hose, 7/16" x 28"
4.	G10523	2	Slotted Pan Head Self-Tapping Screw, No. 10 x 1/2"
5.	GA6907	1	Slope-Compensating Bander W/Hardware (4 1/2" Band Width)
	G10864	1	Uni-Clamp
	G10757	2	Pan Head Screw, No. 10-32 x 1 1/4"
	G10758	2	Hex Nut, No. 10-32
6.	GD10963	1	U-Bolt, 1 1/2" x 1 5/16" x 1/4"-20
	G10209	2	Washer, 1/4" USS
	G10110	2	Lock Nut, 1/4"-20, Grade B
7.	GD10984	1	Spacer
8.	GD1115L	-	Hanger Bracket, L.H.
9.	G10452	-	Cotter Pin, 1/8" x 1/2"
10.	GD1115R	-	Hanger Bracket, R.H.
11.	G10310	-	Carriage Bolt, 1/4"-20 x 3/4", Grade 2
	G10227	-	Lock Washer, 1/4"
	G10103	-	Hex Nut, 1/4"-20
12.	GD1116	-	Hanger
13.	GA2075	-	Diffuser, 14" Band
14.	G10306	-	Carriage Bolt, 3/8"-16 x 2"
	G10229	-	Lock Washer, 3/8"
	G10101	-	Hex Nut, 3/8"-16
15.	GD1118	-	Clamp
16.	G10315	1	Carriage Bolt, 1/2"-13 x 2 1/2" (Replaces Existing 1/2" x 2 1/4" Hardware)
17.	GA6741	1	Bracket (Straight Drop In-Furrow)
18.	G1K385	-	Bander Shield Kit W/Hardware And Instruction
	G10003	1	Hex Head Cap Screw, 3/8"-16 x 1 1/2"
	GD14659	1	Special Washer, 3/8", Hardened

SPRING TOOTH INCORPORATOR

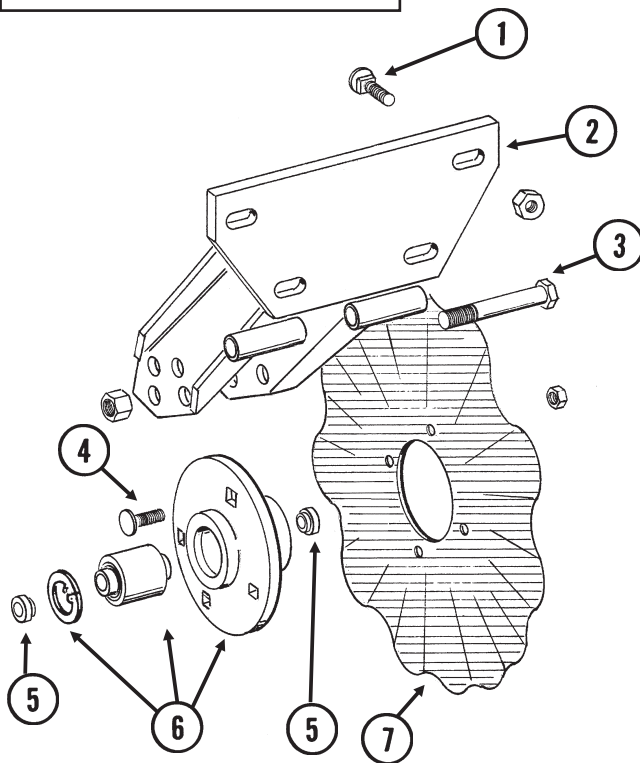
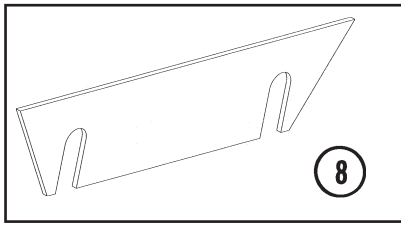
RUA055(RU95)



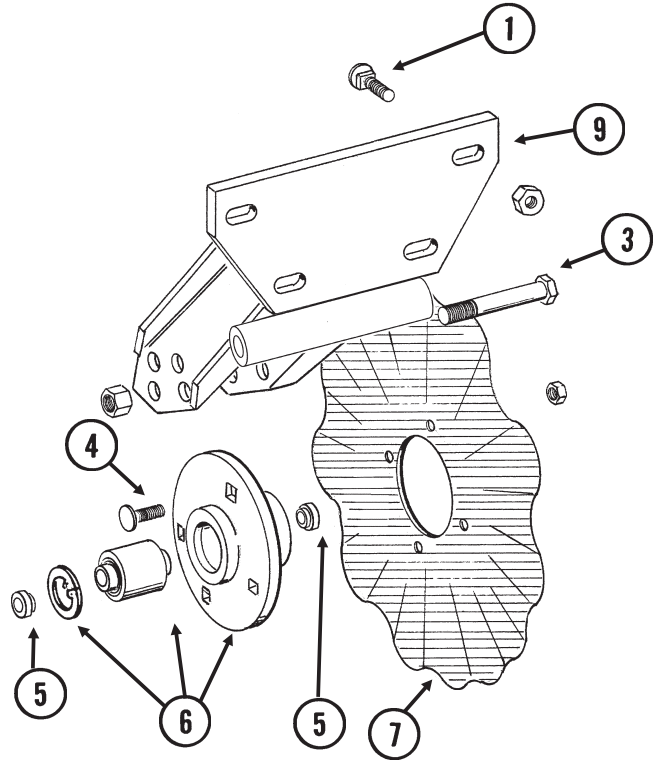
ITEM	PART NO.	QTY. (Per Row)	DESCRIPTION
1.	G10621	4	Serrated Flange Nut, 1/4"-20
2.	GD2460	2	Eyebolt, 1/4"-20
3.	G3305-01	4	Twin Loop Chain, 9 Links
4.	GD1143	1	Front Bracket
5.	G10305	4	Carriage Bolt, 3/8"-16 x 1"
	G10529	4	External Tooth Lock Washer, 3/8"
	G10622	4	Serrated Flange Nut, 3/8"-16
6.	GD1145	7	Spring Tooth
7.	G10308	9	Carriage Bolt, 3/8"-16 x 3/4"
	G10622	9	Serrated Flange Nut, 3/8"-16
8.	GD1144	1	Rear Bracket
9.	GA2094	2	Cable Assembly

ROW UNIT MOUNTED NO TILL COULTER

(D14398/RU102c/RU152)



STYLE A

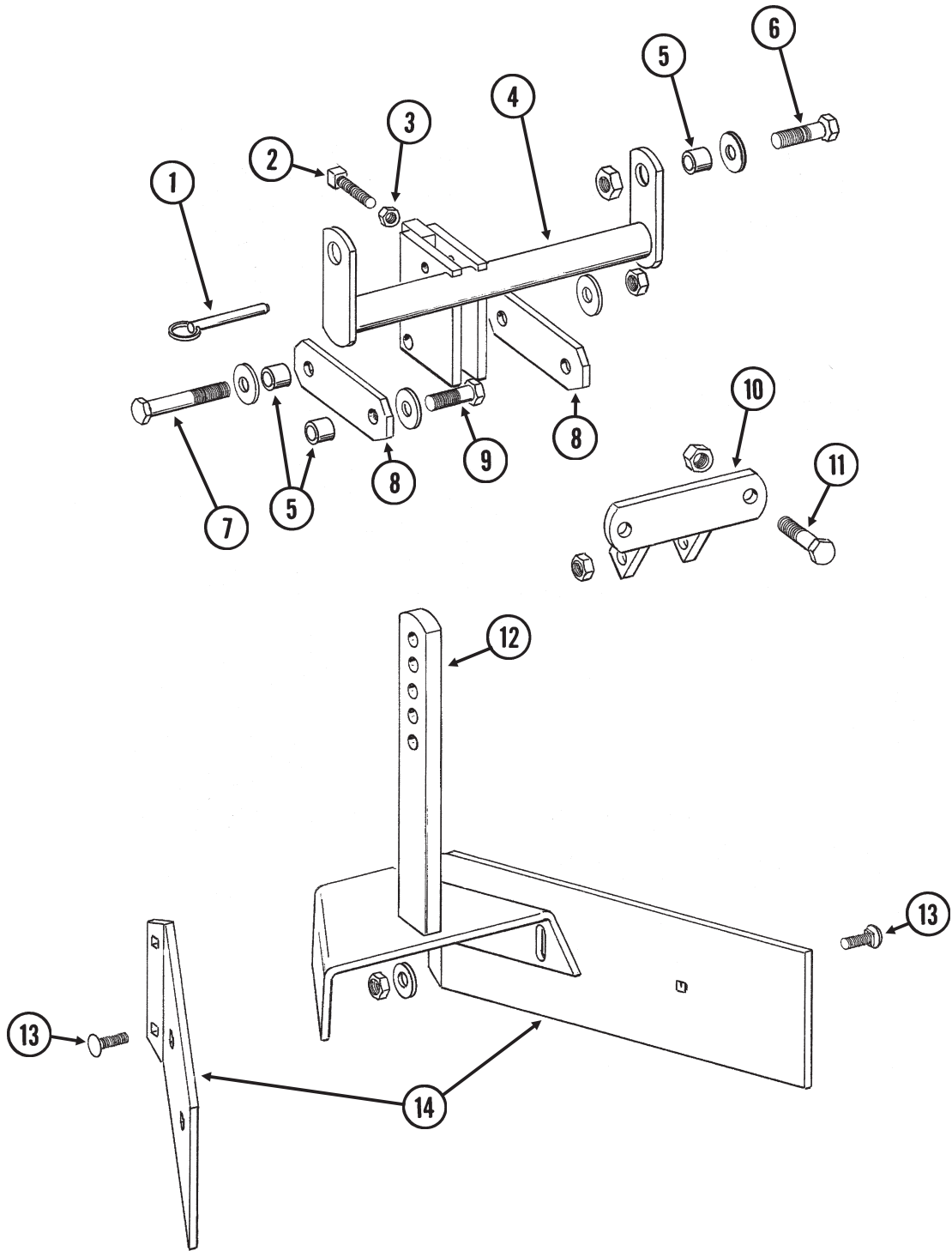


STYLE B

ITEM	PART NO.	QTY.	DESCRIPTION
		(Per Row)	
1.	G10574	4	Carriage Bolt, 1/2"-13 x 1 1/4"
	G10111	4	Lock Nut, 1/2"-13
2.	GA5625	1	Arm (Style A)
3.	G10036	1	Hex Head Cap Screw, 5/8"-11 x 4"
	G10107	1	Lock Nut, 5/8"-11
4.	G10574	4	Carriage Bolt, 1/2"-13 x 1 1/4"
	G10111	4	Lock Nut, 1/2"-13
5.	GD11677	2	Adapter
6.	GA8641	1	Hub W/Bearing And Retaining Ring
	GA8603	-	Bearing, Double Row
	GD11652	-	Retaining Ring, 2 7/16"
7.	GD7803	-	Disc Blade, Fluted, 1", 8 Flutes (Shown)
	GD7804	-	Disc Blade, Bubbled, 1"
	GD9254	-	Disc Blade, Fluted, 3/4", 13 Flutes
8.	GD14398	-	Spacer
9.	GA11520	1	Arm (Style B)

ROW UNIT MOUNTED BED LEVELER

RUA059/RUA060(RU99/RU100)

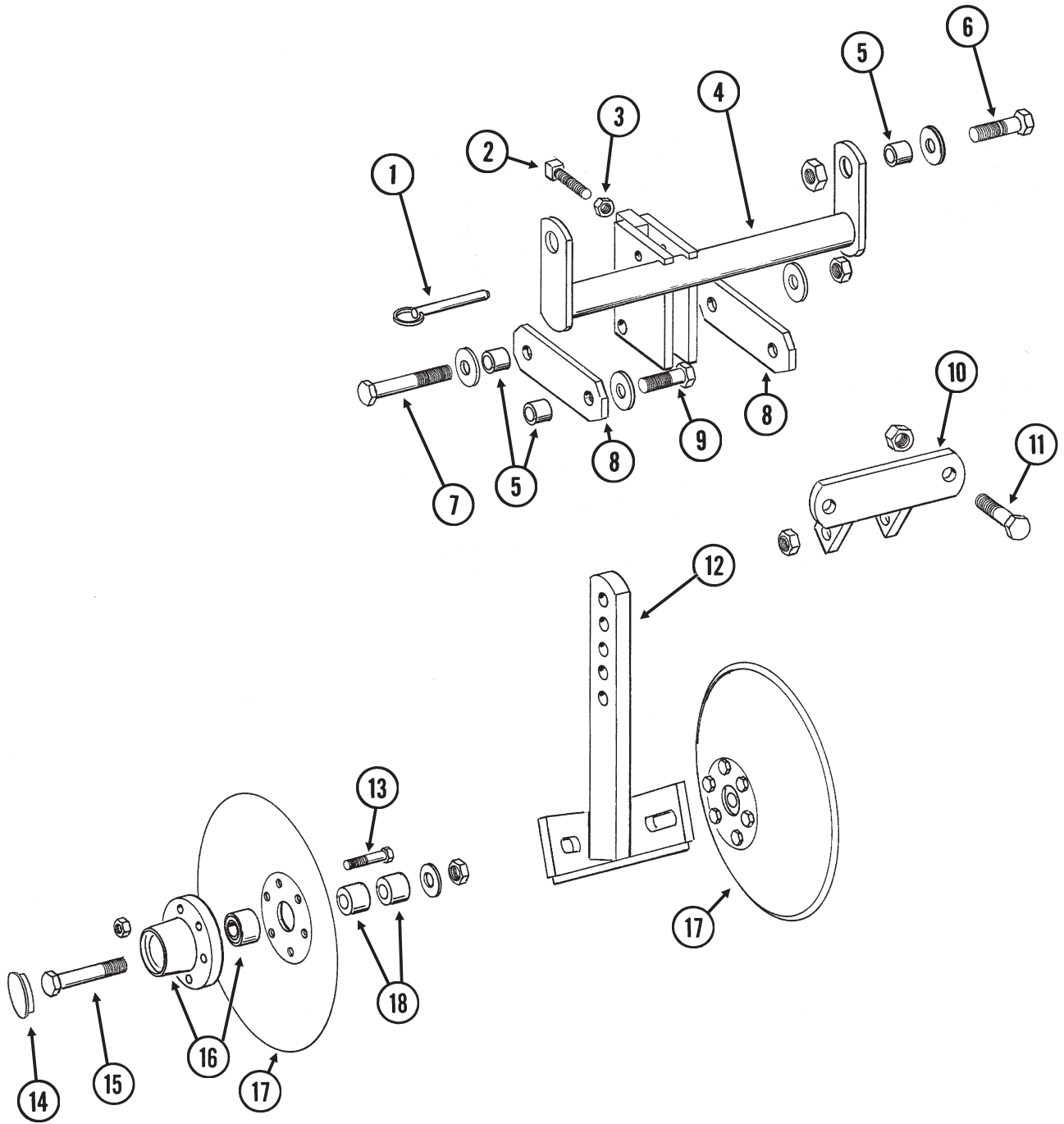


ROW UNIT MOUNTED BED LEVELER

ITEM	PART NO.	QTY. (Per Row)	DESCRIPTION
1.	G10536	1	Detent Pin, 1/2" x 2 1/2" Grip
2.	G10597	1	Square Head Set Screw, 5/8"-11 x 2 1/4"
3.	G10503	1	Hex Jam Nut, 5/8"-11, Grade 2
4.	GA5719	1	Mounting Bracket
5.	GD7889	6	Bushing, 1" O.D. x 9/16" I.D. x 7/16" Long
6.	G10039	2	Hex Head Cap Screw, 1/2"-13 x 1 3/4"
	GD14674	2	Special Washer, 1/2", Hardened
	G10111	2	Lock Nut, 1/2"-13
7.	G10585	1	Hex Head Cap Screw, 1/2"-13 x 3 1/4"
	G10216	2	Washer, 1/2" USS
	G10111	1	Lock Nut, 1/2"-13
8.	GD7890	2	Link
9.	G10017	2	Hex Head Cap Screw, 1/2"-13 x 1 1/2"
	G10216	2	Washer, 1/2" USS
	G10111	2	Lock Nut, 1/2"-13
10.	GA5715	1	Anchor
11.	G10017	2	Hex Head Cap Screw, 1/2"-13 x 1 1/2"
	G10111	2	Lock Nut, 1/2"-13
12.	GA5892	1	Leveler
13.	G10303	6	Carriage Bolt, 5/16"-18 x 1"
	G10219	4	Washer, 5/16" USS
	G10109	6	Lock Nut, 5/16"-18, Grade 8
14.	GD8266	2	Blade

ROW UNIT MOUNTED DISC FURROWER

RUA059/RUA058(RU99/RU98g)

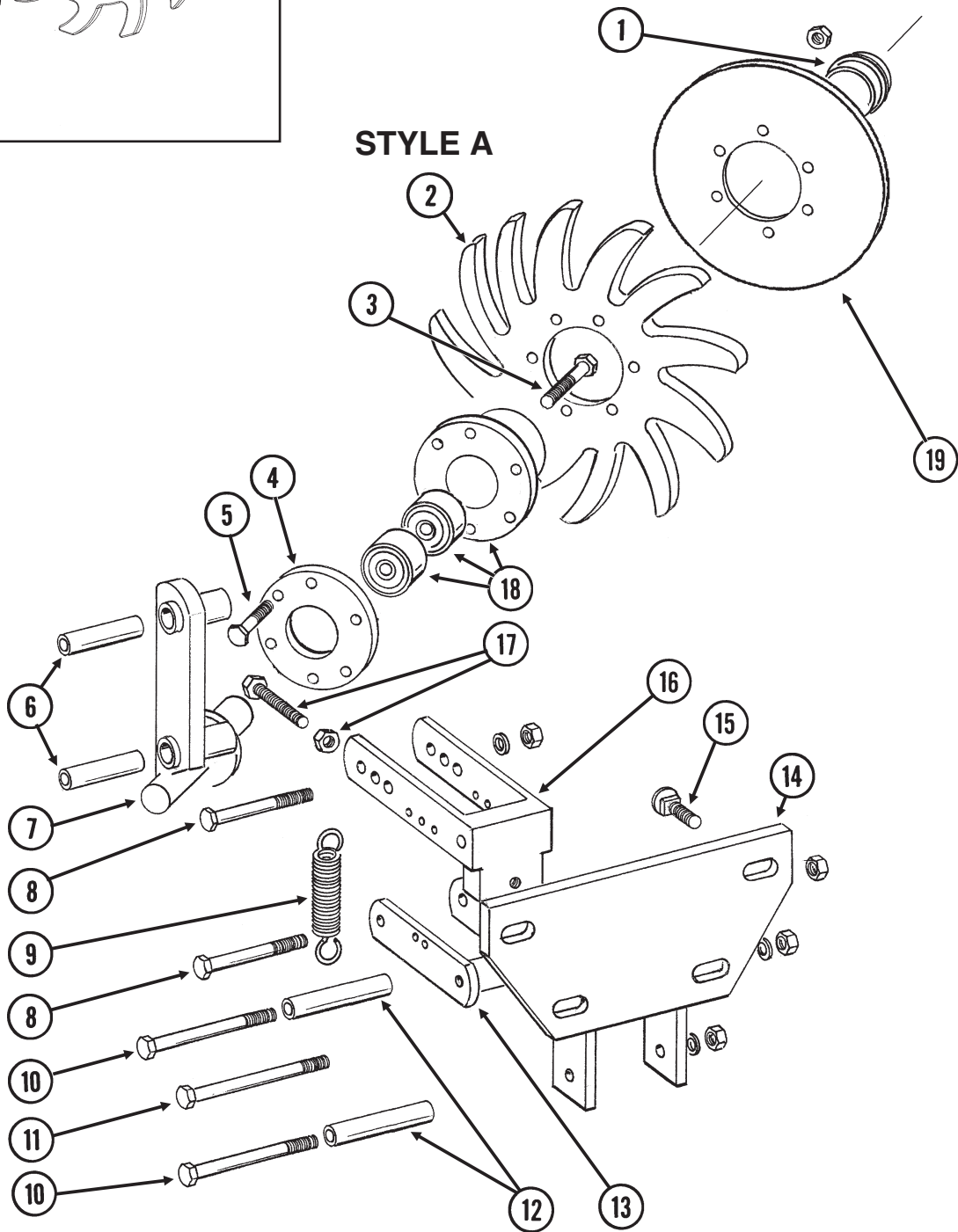
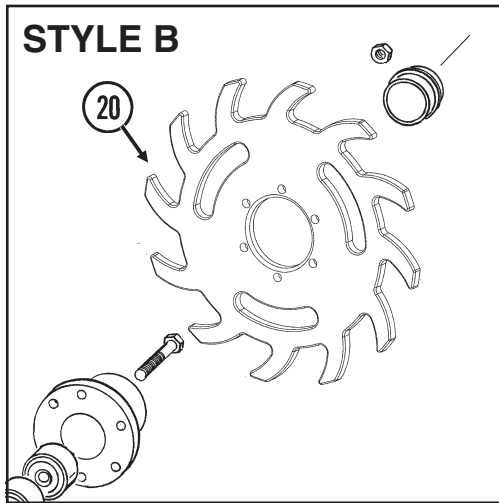


ROW UNIT MOUNTED DISC FURROWER

ITEM	PART NO.	QTY. (Per Row)	DESCRIPTION
1.	G10536	1	Detent Pin, 1/2" x 2 1/2" Grip
2.	G10597	1	Square Head Set Screw, 5/8"-11 x 2 1/4"
3.	G10503	1	Hex Jam Nut, 5/8"-11, Grade 2
4.	GA5719	1	Mounting Bracket
5.	GD7889	6	Bushing, 1" O.D. x 9/16" I.D. x 7/16" Long
6.	G10039	2	Hex Head Cap Screw, 1/2"-13 x 1 3/4"
	GD14674	2	Special Washer, 1/2", Hardened
	G10111	2	Lock Nut, 1/2"-13
7.	G10585	1	Hex Head Cap Screw, 1/2"-13 x 3 1/4"
	GD14674	2	Special Washer, 1/2", Hardened
	G10111	1	Lock Nut, 1/2"-13
8.	GD7890	2	Link
9.	G10017	2	Hex Head Cap Screw, 1/2"-13 x 1 1/2"
	G10216	2	Washer, 1/2" USS
	G10111	2	Lock Nut, 1/2"-13
10.	GA5715	1	Anchor
11.	G10017	2	Hex Head Cap Screw, 1/2"-13 x 1 1/2"
	G10111	2	Lock Nut, 1/2"-13
12.	GA5718	1	Support Arm
13.	G10572	6	Truss Head Slotted Machine Screw, 5/16"-18 x 7/8"
	G10106	6	Hex Nut, 5/16"-18
14.	GD1132	2	Dust Cap
15.	G10318	2	Hex Head Cap Screw, 5/8"-11 x 4 1/2"
	GD7805	2	Special Washer, 5/8", Hardened
a16.	GA5654	2	Hub W/Bearings
	GA2014	-	Bearing
17.	GD7823	-	Disc Blade, Solid, 12" (Shown)
	GD8307	-	Disc Blade, Notched, 12"
18.	GD7817-01	2	Spacer, 1 1/16" I.D. x 3/4" Long
	GD7817-04	2	Spacer, 1 1/16" I.D. x 1/2" Long

ROW UNIT MOUNTED RESIDUE WHEEL

(RU103dd/RU103d)



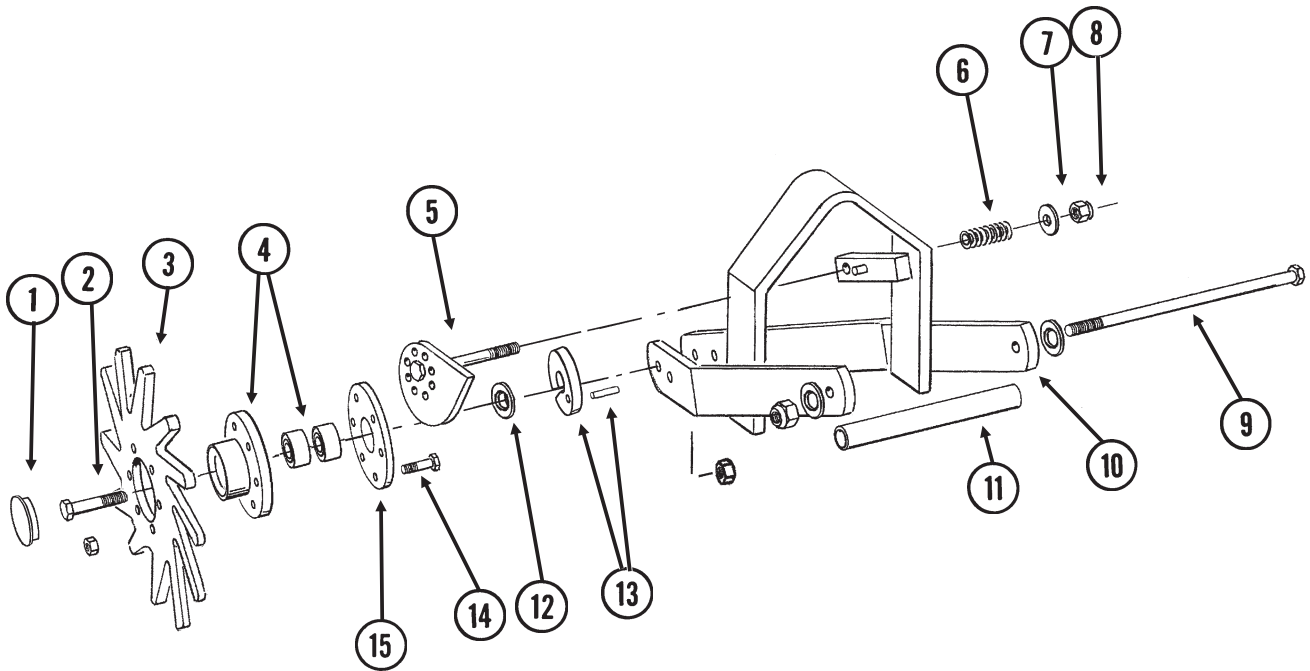
ROW UNIT MOUNTED RESIDUE WHEEL

ITEM	PART NO.	QTY. (Per Row)	DESCRIPTION
1.	GD1132	1	Dust Cap
2.	GD10552	1	Wheel, 12 Tine, 3/8" x 12"
3.	G10006	1	Hex Head Cap Screw, 5/8"-11 x 2 1/4"
4.	GD9724	1	Backing Plate
5.	G10133	6	Hex Head Cap Screw, 5/16"-18 x 1 1/2"
	G10109	6	Lock Nut, 5/16"-18, Grade 8
6.	GD9720	2	Spacer, 1/2" x 2 3/16" Long
7.	GA6838	1	Wheel Mount
8.	G10033	2	Hex Head Cap Screw, 1/2"-13 x 3 1/2"
	G10228	2	Lock Washer, 1/2"
	G10102	2	Hex Nut, 1/2"-13
9.	GD5857	2	Spring
10.	G10045	2	Hex Head Cap Screw, 1/2"-13 x 4 1/2"
	G10228	2	Lock Washer, 1/2"
	G10102	2	Hex Nut, 1/2"-13
11.	G10348	1	Hex Head Cap Screw, 1/2"-13 x 5" (Lockup Bolt)
	G10111	1	Lock Nut, 1/2"-13
12.	GD9715	2	Spacer, 1/2" x 3" Long
13.	GA6834	1	Lower Link
14.	GA6832	1	Mount
15.	G10574	4	Carriage Bolt, 1/2"-13 x 1 1/4"
	G10111	4	Lock Nut, 1/2"-13
16.	GA6833	1	Upper Link
17.	G10371	1	Hex Head Cap Screw, 1/2"-13 x 3", Full Thread
	G10501	1	Hex Jam Nut, 1/2"-13, Grade 2
18.	GA5654	1	Hub W/Bearings
	GA2014	-	Bearing
19.	GD12534	-	Cover
20.	GB0387	1	Wheel, 12 Tine, 3/8" x 12"
A.	GA7446	-	Wheel Assembly, 12 Tine, R.H. (Items 2, 4, 5 And 18)
B.	GA12236	-	Wheel Assembly, 12 Tine, R.H. (Items 4, 5, 18 And 20)

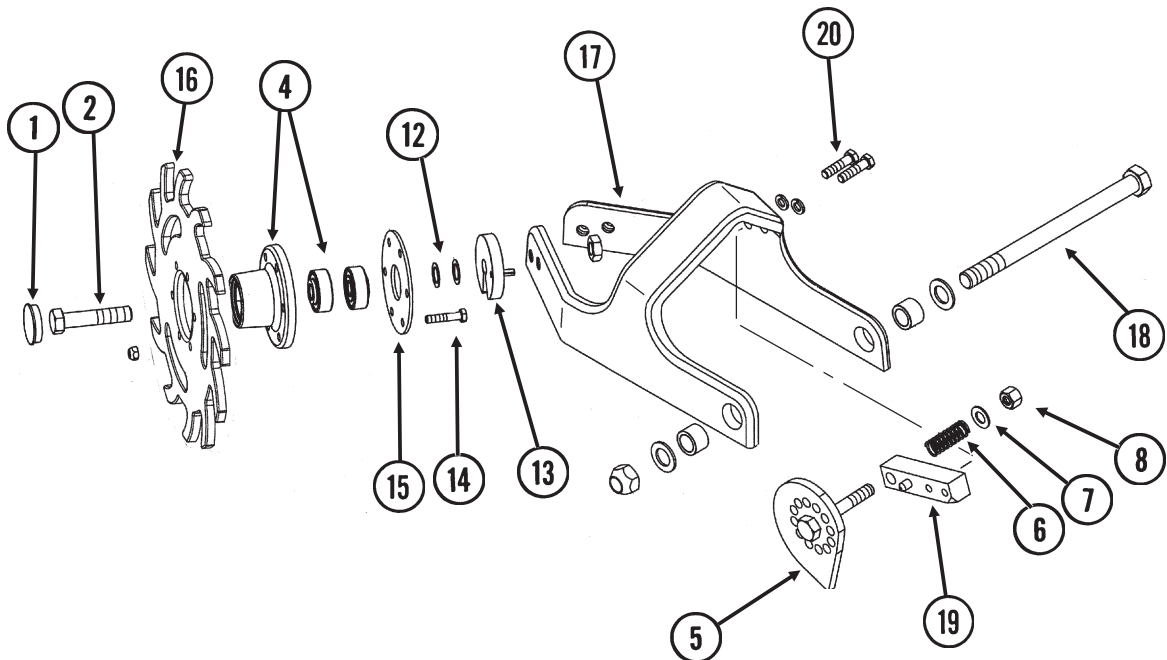
COULTER MOUNTED RESIDUE WHEELS

(RU104uuu/RU153)

STYLE A - Used With Style A Row Unit Mounted No Till Coulter



STYLE B - Used With Style B Row Unit Mounted No Till Coulter

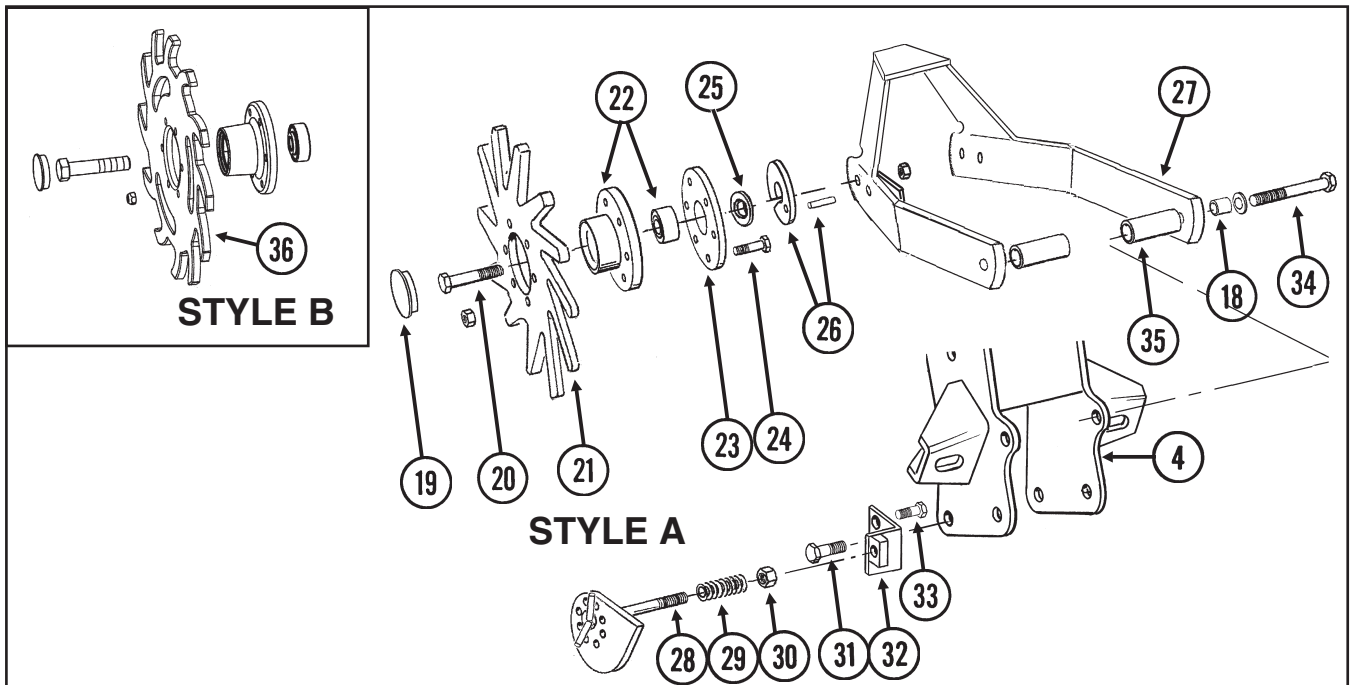
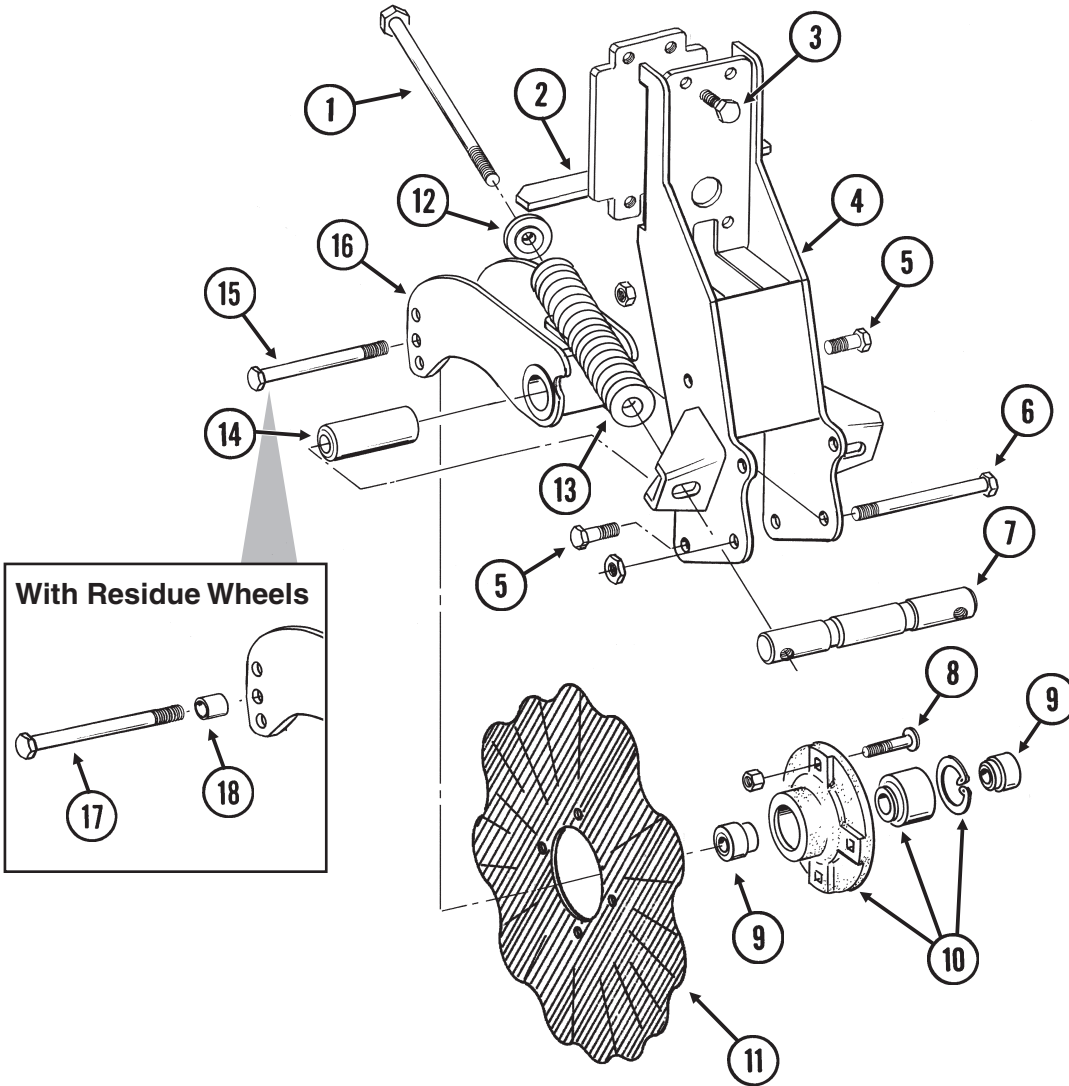


COULTER MOUNTED RESIDUE WHEELS

ITEM	PART NO.	QTY. (Per Row)	DESCRIPTION
1.	GD1132	2	Dust Cap
2.	G10010	2	Hex Head Cap Screw, 5/8"-11 x 3"
	G10503	2	Hex Jam Nut, 5/8"-11, Grade 2
3.	GD10552	2	Wheel, 12 Tine, 3/8" x 12"
4.	GA5654	2	Hub W/Bearings
	GA2014	-	Bearing
5.	GA7412	1	Cam
6.	GD10519	1	Spring
7.	G10206	1	Washer, 1/2" SAE
8.	G10974	1	Lock Nut W/Nylon Insert, 1/2"-13
9.	G11098	1	Hex Head Cap Screw, 1/2"-13 x 9 1/2", Grade 8
	GD14674	2	Special Washer, 1/2", Hardened
	G10974	1	Lock Nut W/Nylon Insert, 1/2"-13
10.	GA7271	1	Mount
11.	GD10526	1	Sleeve, 7 1/2"
12.	G10213	2	Machine Bushing, 5/8" (.030" Thick)
13.	GA8760	2	Weed Guard W/Spring Pin
	G10765	-	Spring Pin, 1/4" x 1"
14.	G10133	12	Hex Head Cap Screw, 5/16"-18 x 1 1/2"
	G10109	12	Lock Nut, 5/16"-18, Grade 8
15.	GD9724	2	Backing Plate
A.	GA7446	-	Wheel Assembly, 12 Tine, R.H. (Items 3, 4, 14 And 15) (Shown)
	GA7445	-	Wheel Assembly, 12 Tine, L.H. (Items 3, 4, 14 And 15)
B.	GA12236	-	Wheel Assembly, 12 Tine, R.H. (Items 4, 14, 15 And 16) (Shown)
	GA12235	-	Wheel Assembly, 12 Tine, L.H. (Items 4, 14, 15 And 16)
C.	G1K467	-	Residue Wheel Mount Kit (Items 17-20)

FRAME MOUNTED COULTER W/RESIDUE WHEELS

(RU135c/RU135g/RU153b/RU135hh)



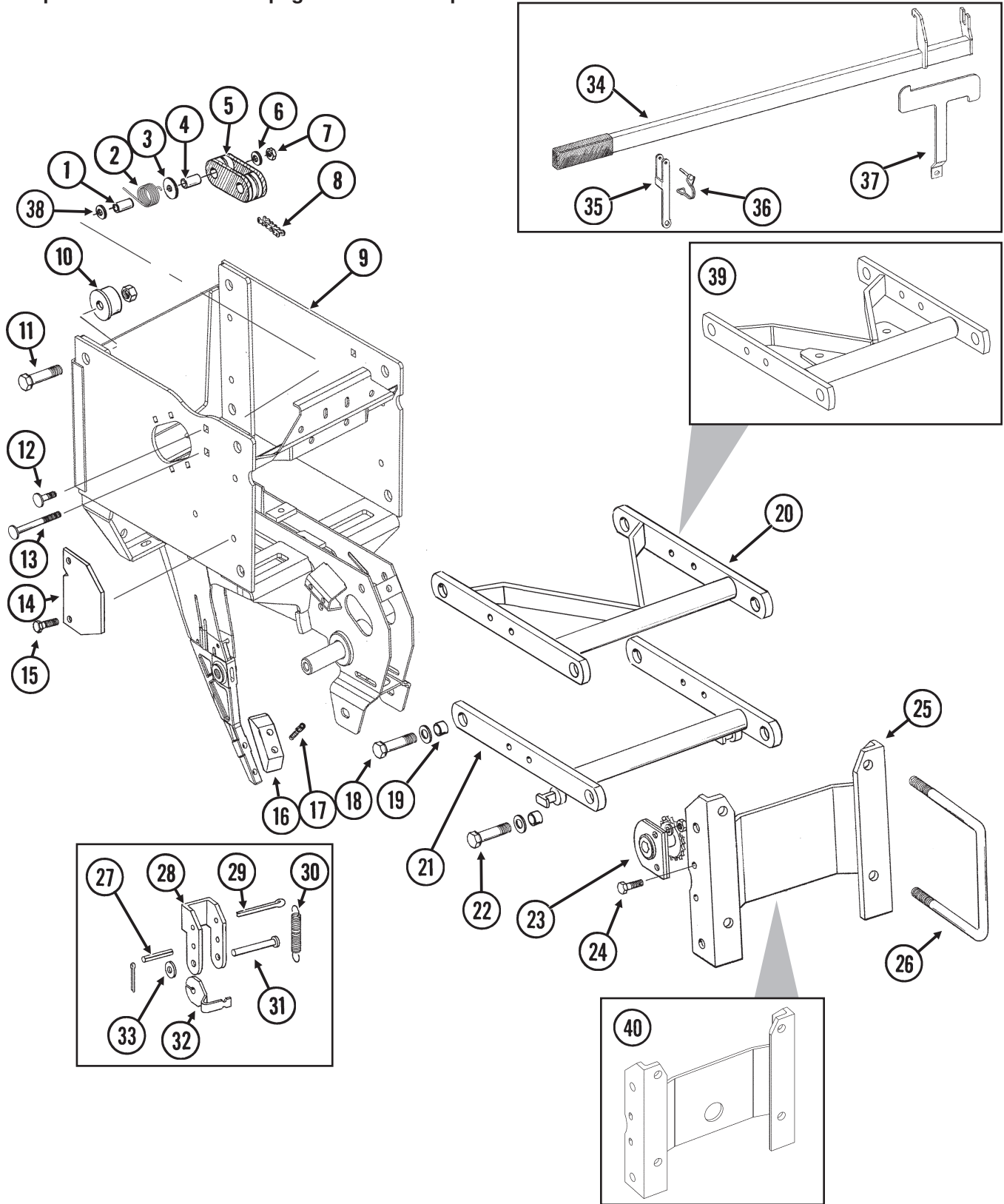
FRAME MOUNTED COULTER W/RESIDUE WHEELS

ITEM	PART NO.	QTY. (Per Row)	DESCRIPTION
1.	G11010	2	Hex Head Cap Screw, 3/4"-10 x 12"
2.	GA9844	1	Plate W/Angle
3.	G10039	4	Hex Head Cap Screw, 1/2"-13 x 1 3/4"
4.	GA9131	1	Coulter Frame
5.	G10007	4	Hex Head Cap Screw, 5/8"-11 x 1 1/2"
	G10107	4	Lock Nut, 5/8"-11
6.	G10400	1	Hex Head Cap Screw, 3/4"-10 x 6 1/2"
	G10112	1	Lock Nut, 3/4"-10
7.	GD12826	1	Spring Anchor Bar
8.	G10574	4	Carriage Bolt, 1/2"-13 x 1 1/4"
	G10111	4	Lock Nut, 1/2"-13
9.	GD12827	2	Adapter
10.	GA8641	1	Hub W/Bearing And Retaining Ring
	GA8603	1	Bearing, Double Row
	GD11652	1	Retaining Ring, 2 7/16"
11.	GD7803	1	Disc Blade, Fluted, 1", 8 Flutes (Shown)
	GD7804	-	Disc Blade, Bubbled, 1"
	GD9254	-	Disc Blade, Fluted, 3/4", 13 Flutes
12.	GB0213	2	Spring Seat
13.	GD12817	2	Compression Spring
14.	GD12829	1	Sleeve
15.	G10046	1	Hex Head Cap Screw, 5/8"-11 x 5"
	G10107	1	Lock Nut, 5/8"-11
16.	GA9845	1	Coulter Arm W/Grease Fitting
	G10643	-	Grease Fitting, 45°, 1/4"-28
17.	G10011	1	Hex Head Cap Screw, 5/8"-11 x 5 1/2"
	G10107	1	Lock Nut, 5/8"-11
18.	GB0218	3	Bushing, 2 1/32" I.D. x 7/8" O.D. x 1 9/32" Long
19.	GD1132	2	Dust Cap
20.	G10010	2	Hex Head Cap Screw, 5/8"-11 x 3"
	G10503	2	Hex Jam Nut, 5/8"-11, Grade 2
21.	GD10552	2	Wheel, 12 Tine, 3/8" x 12"
22.	GA5654	2	Hub W/Bearings
	GA2014	-	Bearing
23.	GD9724	2	Backing Plate
24.	G10133	12	Hex Head Cap Screw, 5/16"-18 x 1 1/2"
	G10109	12	Lock Nut, 5/16"-18, Grade 8
25.	G10213	2	Machine Bushing, 5/8" (.030" Thick)
26.	GA9862	2	Weed Guard W/Spring Pin
	G10765	-	Spring Pin, 1/4" x 1"
27.	GA9865	1	Mount
28.	GA9861	1	Cam
29.	GD10519	1	Spring
30.	G10974	1	Lock Nut W/Nylon Insert, 1/2"-13
31.	G10005	1	Hex Head Cap Screw, 5/8"-11 x 1 3/4"
	G10107	4	Lock Nut, 5/8"-11
32.	GA9864	1	Support
33.	G10014	1	Hex Head Cap Screw, 1/2"-13 x 1"
	G10102	1	Hex Nut, 1/2"-13
34.	G10011	2	Hex Head Cap Screw, 5/8"-11 x 5 1/2"
	G10205	2	Washer, 5/8" SAE
	G10730	2	Lock Nut W/Nylon Insert, 5/8"-11
35.	GD14170	2	Sleeve, 3"
36.	GB0386	2	Wheel, 12 Tine, 3/8" x 12"
A.	GA7446	-	Wheel Assembly, 12 Tine, R.H. (Items 21-24) (Shown)
	GA7445	-	Wheel Assembly, 12 Tine, L.H. (Items 21-24)
B.	GA12236	-	Wheel Assembly, 12 Tine, R.H. (Items 22, 23, 24 And 36) (Shown)
	GA12235	-	Wheel Assembly, 12 Tine, L.H. (Items 22, 23, 24 And 36)

INTERPLANT® PUSH ROW UNIT

(RU141d/A11971/RU156b)

NOTE: Push row units use the same seed tube, row unit depth adjustment components, quick adjustable down force springs, 15" opener disc blades, gauge wheels, closing wheels, meter drive and seed hopper as the pull row unit. See those pages for common parts.

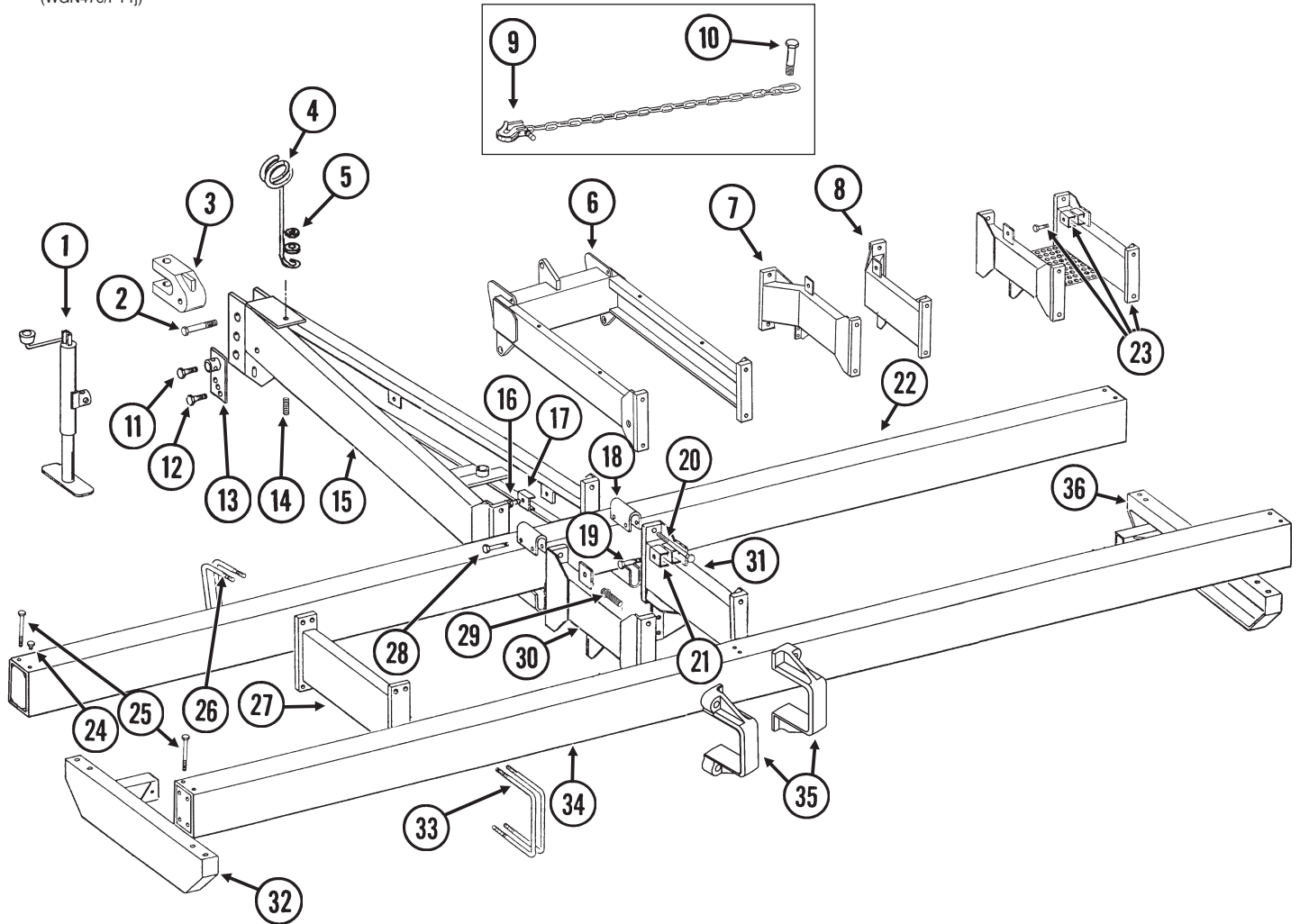


INTERPLANT® PUSH ROW UNIT

ITEM	PART NO.	QTY. (Per Row)	DESCRIPTION
1.	GD1026	1	Sleeve, 1 3/16" Long
2.	GD11218	1	Spring
3.	G10201	1	Special Washer, 3/8" x 1 1/2" O.D.
4.	GD8893-01	1	Sleeve, 1 3/8" Long
5.	GD11962	1	Idler
6.	G10210	1	Washer, 3/8" USS
7.	G10108	1	Lock Nut, 3/8"-16
8.	G3303-96	1	Chain, No. 41, 96 Pitch Including Connector Link
	GR0196	1	Connector Link, No. 41
9.	GA10161	-	Push Row Unit Shank
10.	GB0314	2	Hopper Mount
11.	G10751	2	Hex Head Cap Screw, 5/8"-18 x 1 3/4"
	G10412	2	Lock Nut, 5/8"-18
12.	G10599	1	Carriage Bolt, 3/8"-16 x 1 1/4"
	G10101	1	Hex Nut, 3/8"-16
	G10108	1	Lock Nut, 3/8"-16
13.	G10307	1	Carriage Bolt, 3/8"-16 x 3 1/2"
14.	GD10867	2	Stop
15.	G10004	4	Hex Head Cap Screw, 3/8"-16 x 1 1/4"
	G10108	4	Lock Nut, 3/8"-16
16.	GB0301	1	Seed Tube Guard/Inner Scraper
17.	G10912	2	Hex Socket Head Cap Screw, 5/16"-18 x 1", Grade 8
18.	G10751	4	Hex Head Cap Screw, 5/8"-18 x 1 3/4"
	GD7805	4	Special Washer, 5/8", Hardened
	G10412	4	Lock Nut, 5/8"-18
19.	GB0218	8	Bushing, 2 1/32" I.D. x 7/8" O.D. x 1 9/32" Long
20.	GA8930	-	Upper Arm
21.	GA5787	1	Lower Arm
22.	G10732	4	Hex Head Cap Screw, 5/8"-18 x 2"
	GD7805	4	Special Washer, 5/8", Hardened
	G10412	4	Lock Nut, 5/8"-18
23.	GA1720	1	Bearing/Sprocket, 7/8" Hex Bore
24.	G10004	2	Hex Head Cap Screw, 3/8"-16 x 1 1/4"
	G10229	2	Lock Washer, 3/8"
	G10101	2	Hex Nut, 3/8"-16
25.	GA5786	1	Mounting Plate
26.	GD1114	2	U-Bolt, 7" x 7" x 5/8"-11
	GD1113	-	U-Bolt, 5" x 7" x 5/8"-11
	G10230	4	Lock Washer, 5/8"
	G10104	4	Hex Nut, 5/8"-11
27.	G10718	2	Spring Pin, 5/16" x 1 1/8"
28.	GD11264	2	Lockup
29.	G10463	2	Cotter Pin, 1/4" x 1 1/2"
30.	GD11447	2	Spring
31.	G10284	2	Clevis Pin, 1/2" x 1 1/2"
	G10456	2	Cotter Pin, 1/8" x 3/4"
32.	GD11263	2	Spring Tab
33.	G10216	2	Washer, 1/2" USS
34.	GA8651	1	Lift Lever W/Boot
	GD11649	-	Boot
35.	GD18073	1	Bracket (Lift Lever)
36.	GD9695	1	Wire Lock Pin, 1/4" x 1 3/4"
37.	GD18074	1	Mount
38.	G10203	1	Washer, 3/8" SAE
39.	GA11969	-	Upper Arm
40.	GA11971	-	Mounting Plate

HITCH AND FRAME ASSEMBLY/SAFETY CHAIN

(WGN47e/PT1j)



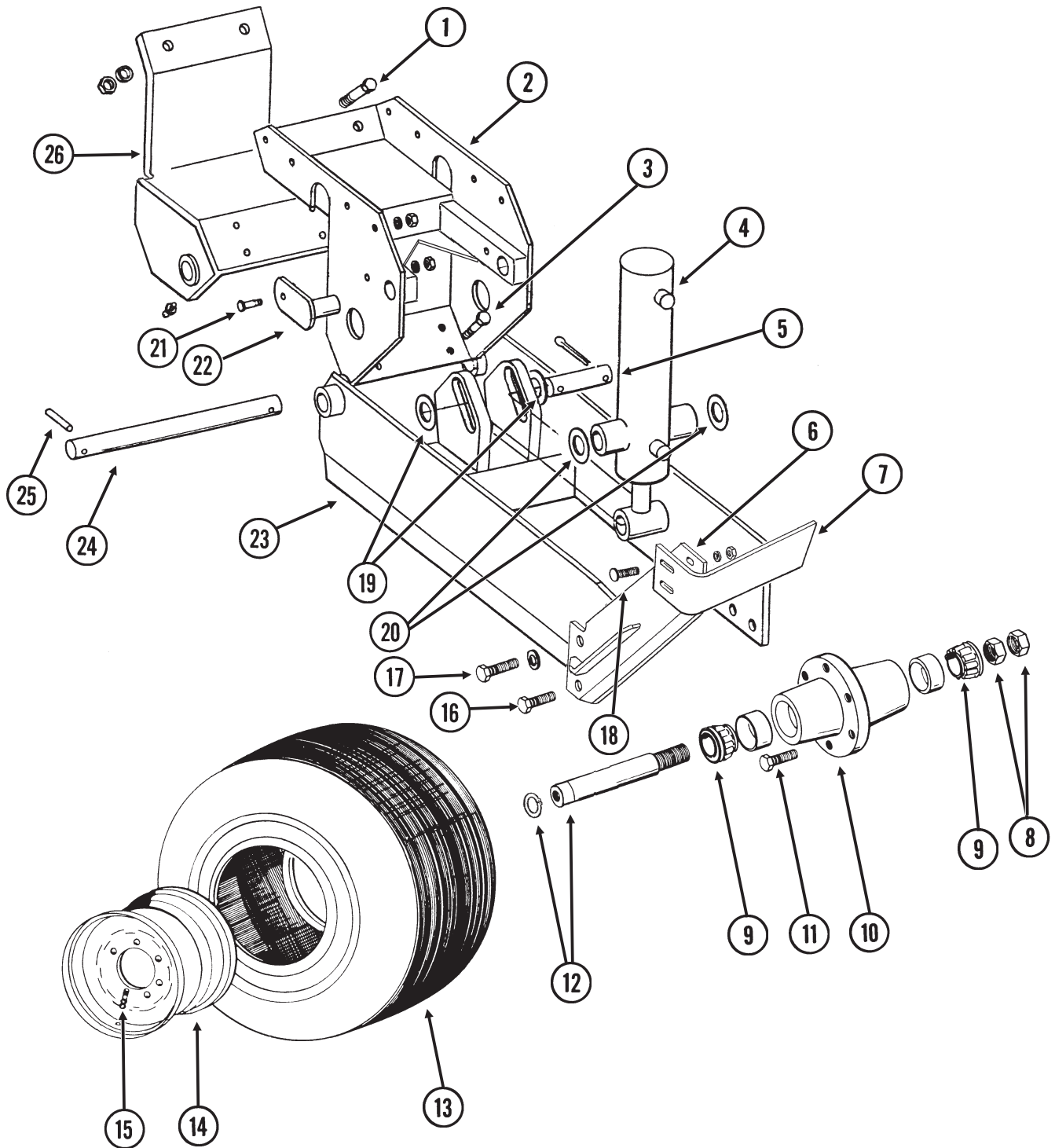
ITEM	PART NO.	QTY.	DESCRIPTION
1.	G4100-02	1	Jack Assembly
	GR0255	-	Repair Kit (Chain And Pin)
2.	G10169	1	Hex Head Cap Screw, 1 1/4"-7 x 6"
	G10157	1	Lock Nut, 1 1/4"-7
3.	GB0156	1	Clevis
4.	GD7140	1	Hose Holder
5.	G10348	1	Hex Head Cap Screw, 1/2"-13 x 5"
	G10216	1	Washer, 1/2" USS
	G10228	1	Lock Washer, 1/2"
	G10102	1	Hex Nut, 1/2"-13
6.		-	See "Interplant® Self-Leveling Hitch Extension", Pages P72 And P73
7.	GA9428	-	Center Extension, L.H., Offset, 24"
8.	GA9429	-	Center Extension, R.H., Offset, 24"
9.	GA4774	1	Safety Chain, 3/8"
	G1K411	-	Safety Chain Repair Kit, Includes: (1) Hook, (1) Flat Washer, (1) Latch Pin, (1) Safety Latch, (1) Spring And (1) Retaining Ring

HITCH AND FRAME ASSEMBLY/SAFETY CHAIN

ITEM	PART NO.	QTY.	DESCRIPTION
10.	G11058	1	Hex Head Cap Screw, 1 ¼"-7 x 3"
	G10206	1	Washer, ½" SAE
	GD10646	1	Special Washer
	G10157	1	Lock Nut, 1 ¼"-7
11.	G10007	1	Hex Head Cap Screw, ⅝"-11 x 1 ½"
	G10107	1	Lock Nut, ⅝"-11
12.	G10017	1	Hex Head Cap Screw, ½"-13 x 1 ½"
	G10216	1	Washer, ½" USS
	G10111	1	Lock Nut, ½"-13
13.	GA7909	1	Jack Adjustment Bracket
14.	GD5888	1	Spring
15.	GA8670	1	Hitch
16.	G10047	2	Hex Head Cap Screw, ⅜"-16 x 1 ¾"
	G10108	2	Lock Nut, ⅜"-16
17.	GD5875	2	Hose Clamp, ⅞" x 2 ½" x 2"
18.	GA5197	-	Spacer
19.	G10048	-	Hex Head Cap Screw, ⅜"-16 x 2"
	G10108	-	Lock Nut, ⅜"-16
20.	G10993	4	Hex Head Cap Screw, 1"-8 x 8 ½", Grade 8
	G10647	4	Hex Nut, 1"-8, Grade 8
21.	GD6027	-	Hose Clamp, ¾" x 2 ½" x 2 ½"
22.	A8011	1	Double Frame® Toolbar, 7" x 5" x 120", 4 Row 30" (Non-Stock Item)
	A8012	-	Double Frame® Toolbar, 7" x 5" x 144", 4 Row 36"/38" (Non-Stock Item)
	A8013	-	Double Frame® Toolbar, 7" x 5" x 180", 6 Row 30" (Non-Stock Item)
	A8014	-	Double Frame® Toolbar, 7" x 5" x 220", 6 Row 36"/38" (Non-Stock Item)
	A8015	-	Double Frame® Toolbar, 7" x 5" x 240", 8 Row 30" (Non-Stock Item)
23.	GA9007	-	Hitch Extension W/Hose Clamps And Hardware
	GD6027	-	Hose Clamp, ¾" x 2 ½" x 2 ½"
	G10048	-	Hex Head Cap Screw, ⅜"-16 x 2"
	G10108	-	Lock Nut, ⅜"-16
24.	G10903	-	Cap Plug
25.	G10895	8	Hex Head Cap Screw, ¾"-10 x 8 ½"
	G10112	8	Lock Nut, ¾"-10
26.	GD1113	-	U-Bolt, 5" x 7" x ⅝"-11
	G10230	-	Lock Washer, ⅝"
	G10104	-	Hex Nut, ⅝"-11
27.	GA4265	-	Straight Extension
28.	G10061	4	Hex Head Cap Screw, ⅜"-16 x 3 ½"
	G10210	4	Washer, ⅜" USS
	G10108	4	Lock Nut, ⅜"-16
29.	G11085	4	Flanged Cap Screw, 12 Point, 1"-14 x 3"
30.	GA9427	-	Hitch/Center Extension, L.H., Straight, 24"
31.	GA9426	-	Hitch/Center Extension, R.H., Straight, 24"
32.	GA9439	-	End Extension, L.H.
33.	GD1114	-	U-Bolt, 7" x 7" x ⅝"-11
	G10230	-	Lock Washer, ⅝"
	G10104	-	Hex Nut, ⅝"-11
34.	A8016	1	Toolbar, 7" x 7" x 120", 4 Row 30" (Non-Stock Item)
	A8017	-	Toolbar, 7" x 7" x 144", 4 Row 36"/38" (Non-Stock Item)
	A8018	-	Toolbar, 7" x 7" x 180", 6 Row 30" (Non-Stock Item)
	A8019	-	Toolbar, 7" x 7" x 220", 6 Row 36"/38" (Non-Stock Item)
	A8020	-	Toolbar, 7" x 7" x 240", 8 Row 30" (Non-Stock Item)
35.	GB0329	2	Hitch Clamp
36.	GA9438	-	End Extension, R.H.

TRANSPORT AND GROUND DRIVE WHEEL ASSEMBLY

(PT2))



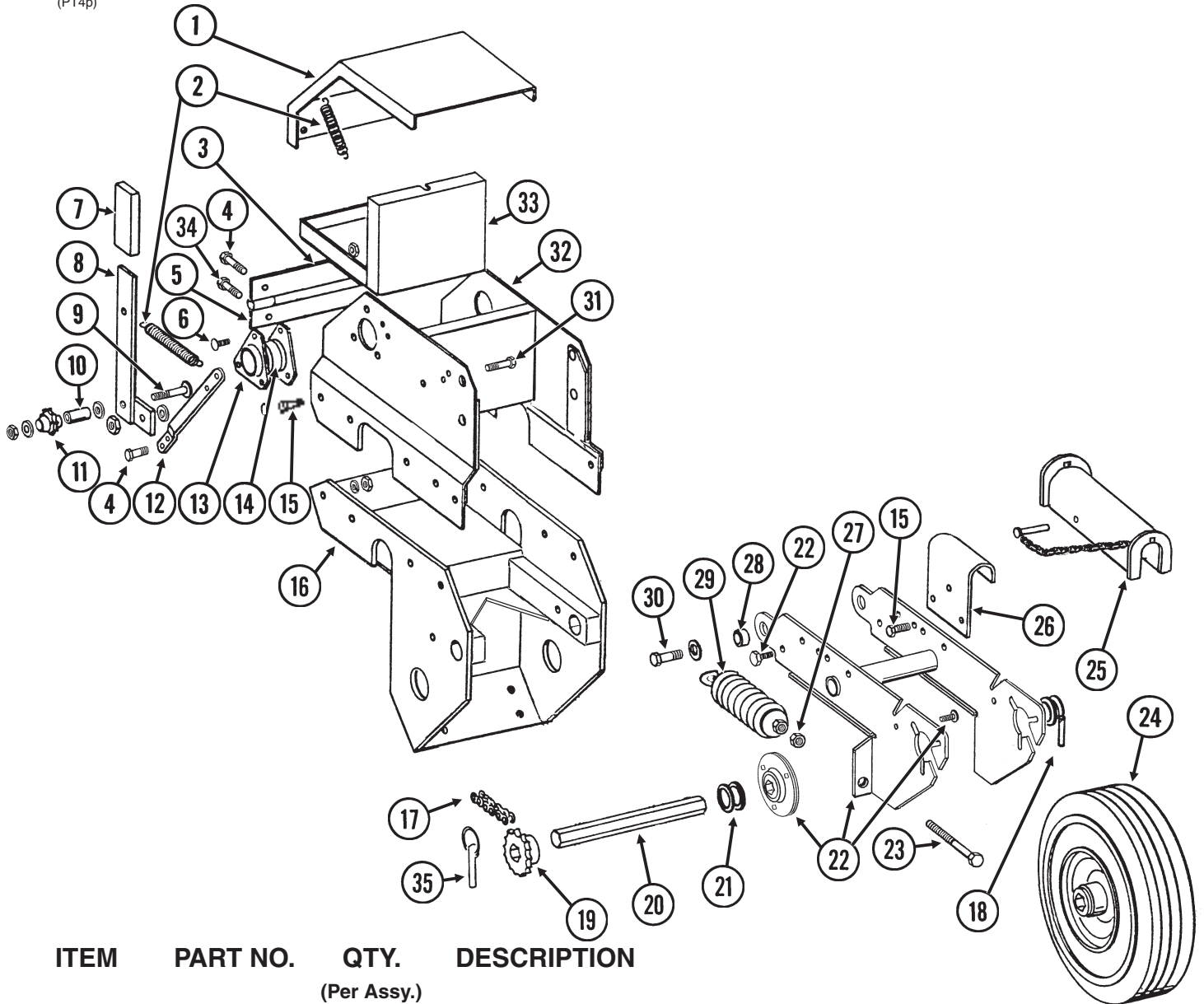
TRANSPORT AND GROUND DRIVE WHEEL ASSEMBLY

ITEM	PART NO.	QTY.	DESCRIPTION
		(Per Assy.)	
1.	G10009	2	Hex Head Cap Screw, 5/8"-11 x 2 1/2"
	G10230	2	Lock Washer, 5/8"
	G10104	2	Hex Nut, 5/8"-11
2.	GA5122	1	Wheel Tower Clamp
3.	G10008	4	Hex Head Cap Screw, 5/8"-11 x 2"
	GD7805	4	Special Washer, 5/8", Hardened
	G10230	4	Lock Washer, 5/8"
	G10104	4	Hex Nut, 5/8"-11
4.		-	See "Master/Slave/Lift Assist Cylinders", Pages P50 And P51
5.	GD5841	1	Pin, 1 1/4" x 5 5/8"
	G10460	2	Cotter Pin, 1/4" x 2"
6.	GA7376	1	Scraper Mount
7.	GD10010	1	Scraper
8.	G11081	2	Hex Jam Nut, 1 1/2"-12, Grade 2
9.	GA0895	2	Bearing
10.	GA2148	1	Hub W/Cups, 6 Bolt
	GR0434	-	Cup
11.	GR0270	6	Lug Bolt, 9/16"-18
12.	GA2558	1	Spindle W/Round External Retaining Ring, 9 1/2"
	GD11490	-	Round External Retaining Ring
13.	GD13401	-	Tire, 7.50" x 20", 8 Ply, Tubeless W/O Center Rib (Specify Brand*)
14.	GA2142	1	Rim, 5.50" x 20"
15.	GA7434	1	Valve Stem
16.	G10025	2	Hex Head Cap Screw, 3/4"-10 x 1 1/2"
	G10231	2	Lock Washer, 3/4"
	G10105	2	Hex Nut, 3/4"-10
17.	G10026	2	Hex Head Cap Screw, 3/4"-10 x 2"
	G10231	2	Lock Washer, 3/4"
18.	G10636	4	Carriage Bolt, 1/2"-13 x 1 1/2"
	G10228	4	Lock Washer, 1/2"
	G10216	4	Washer, 1/2" USS
	G10102	4	Hex Nut, 1/2"-13
19.	G10139	2	Washer, 1 1/4" USS
20.	G10159	-	Machine Bushing, 1 1/4", 10 Gauge (As Required)
21.	G10581	2	Hex Head Cap Screw, 1/2"-13 x 2 1/4"
	G10111	2	Lock Nut, 1/2"-13
22.	GA5121	2	Pin, 2 1/8"
23.	GA8839	1	Arm
24.	GD11695	1	Pin, 1 1/4" x 13 1/4"
25.	G10610	2	Spring Pin, 3/8" x 2"
26.	GA9877	1	Clamp W/Grease Fittings
	G10640	2	Grease Fitting, 1/4"-28
A.	GA2147	-	Hub And Spindle Assembly (Items 8-10 And 12)
B.	GA7409	-	Scraper Assembly (Items 6, 7, 16 And 18)

* Specific brand requests will be supplied only as available from current KINZE® Repair Parts stock. If a specific brand requested is not in stock, the brand available will be supplied.

CONTACT WHEEL AND ARM ASSEMBLY

(PT4p)



ITEM	PART NO.	QTY.	DESCRIPTION
		(Per Assy.)	
1.	GA5182	1	Cover
2.	GD5857	2	Spring
3.	GD5790	1	Hinge W/Pins, Male
4.	G10023	4	Hex Head Cap Screw, 1/4"-20 x 3/4"
	G10227	4	Lock Washer, 1/4"
	G10103	4	Hex Nut, 1/4"-20
5.	GD5789	1	Hinge, Female
6.	G10303	-	Carriage Bolt, 5/16"-18 x 1"
	G10232	-	Lock Washer, 5/16"
	G10219	-	Washer, 5/16" USS (As Required)
	G10106	-	Hex Nut, 5/16"-18
7.	GD5827	1	Cover
8.	GA5157	1	Idler Arm, L.H.
	GA5158	-	Idler Arm, R.H.
9.	G10306	1	Carriage Bolt, 3/8"-16 x 2"
	G10203	-	Washer, 3/8" SAE (As Required)
	G10210	-	Washer, 3/8" USS (As Required)
	G10108	1	Lock Nut, 3/8"-16

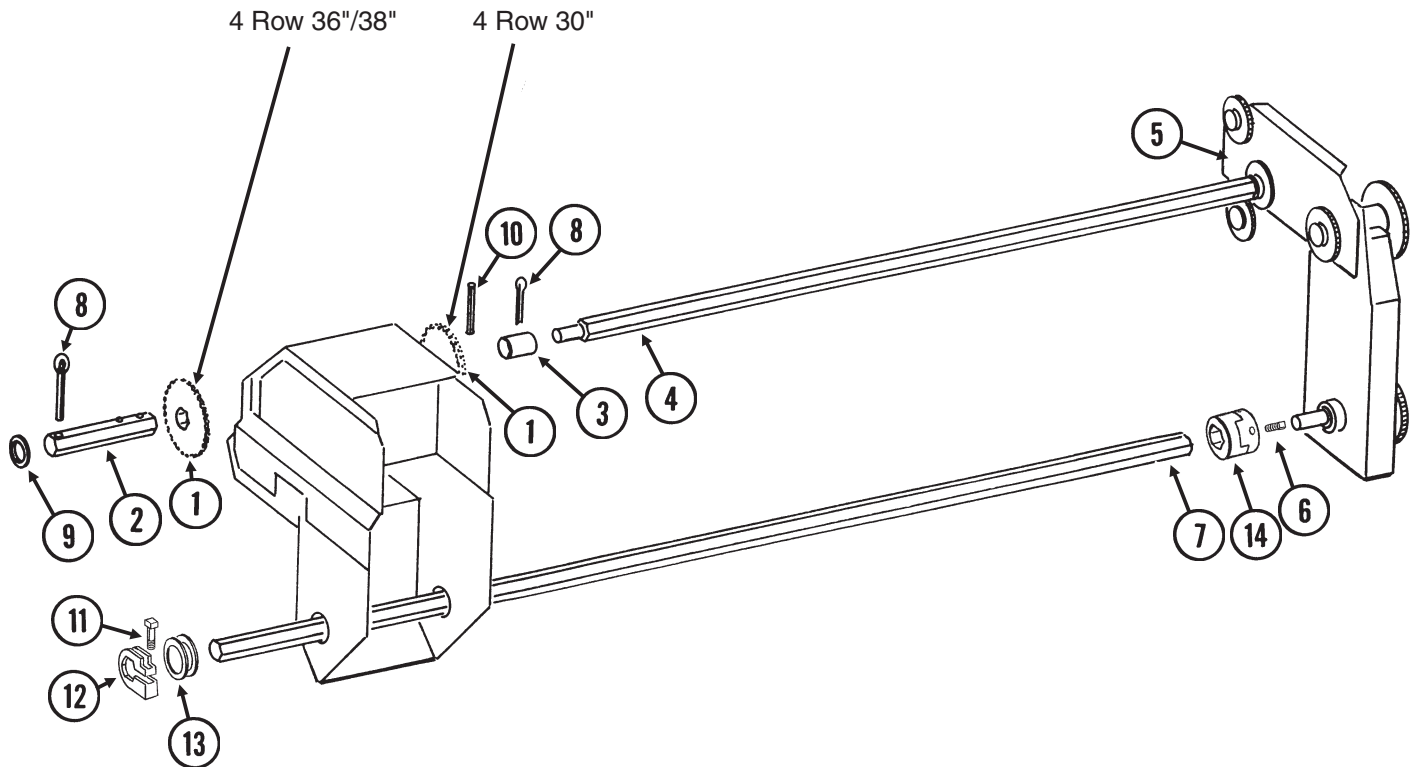
CONTACT WHEEL AND ARM ASSEMBLY

ITEM	PART NO.	QTY.	DESCRIPTION
		(Per Assy.)	
10.	GD1026	1	Sleeve, 1 3/16" Long
11.	GD7426	1	Sprocket, 12 Tooth
12.	GD5860	1	Bar
13.	G3400-01	-	Flangette
14.	G2100-03	-	Bearing, 7/8" Hex Bore, Spherical
15.	G10001	6	Hex Head Cap Screw, 3/8"-16 x 1"
	G10229	6	Lock Washer, 3/8"
	G10101	6	Hex Nut, 3/8"-16
16.		-	See "Transport And Ground Drive Wheel Assembly", Pages P36 And P37
17.	G3310-132	1	Chain, No. 40, 132 Pitch Including Connector Link
	GR0912	-	Connector Link, No. 40
18.	G10602	1	Spring Pin, 1/4" x 1 1/2"
19.	GA5105	1	Sprocket, 15 Tooth
20.	GD6825-10.375	1	Hex Shaft, 7/8" x 10 3/8" (2 Holes)
21.	G10233	6	Machine Bushing, 1", 10 Gauge
22.	A7370	1	Arm W/Flanged Bearings And Hardware (Non-Stock Item) (Sub G1K253)
	G10303	6	Carriage Bolt, 5/16"-18 x 1"
	G10232	6	Lock Washer, 5/16"
	G10106	6	Hex Nut, 5/16"-18
	GA9846	2	Flanged Bearing, 7/8" Hex Bore
	G10055	2	Hex Head Cap Screw, 5/8"-11 x 1 1/4" (Stop Bolt)
	G10107	2	Lock Nut, 5/8"-11
23.	G10890	2	Hex Head Adjusting Bolt, 1/2"-13 x 4", Grade 2
24.	GA5090	1	Tire And Rim Assembly (Specify Brand*)
	GD5753	-	Tire, 4.10" x 6" (Specify Brand*)
	GD5752	-	Inner Tube
25.	GA9870	-	Lockup W/Pin
26.	GD7944	1	Mount
27.	G10501	2	Hex Jam Nut, 1/2"-13, Grade 2
28.	GB0218	2	Bushing, 2 1/32" I.D. x 7/8" O.D. x 1 9/32" Long
29.	GA2068	2	Spring W/Plug
30.	G10751	2	Hex Head Cap Screw, 5/8"-18 x 1 3/4"
	G10235	6	Machine Bushing, 7/8", 14 Gauge
	GD7805	2	Special Washer, 5/8", Hardened
	G10412	2	Lock Nut, 5/8"-18
31.	G10001	1	Hex Head Cap Screw, 3/8"-16 x 1"
	G10229	1	Lock Washer, 3/8"
	G10370	1-2	Machine Bushing, 3/8", 22 Gauge
	GD5756	1	Special Nut, 3/8"-16
32.	GA5118	1	Mount
33.	GA7235	1	Tool Box Insert
34.	G10064	2	Hex Head Cap Screw, 1/4"-20 x 1"
	G10209	2	Washer, 1/4" USS
	G10227	2	Lock Washer, 1/4"
	G10103	2	Hex Nut, 1/4"-20
35.	GD2558	1	Lynch Pin, 1/4"
A.	G1K253	-	Contact Wheel Arm Replacement Kit, (Items 18, 20, 22, 23 And 27)

* Specific brand requests will be supplied only as available from current KINZE® Repair Parts stock. If a specific brand requested is not in stock, the brand available will be supplied. Different brand tires may have different diameters. Change in tire brand may affect rates. Field checks are recommended after any change in contact tires.

DRIVELINE, 4 ROW 30"/36"/38"

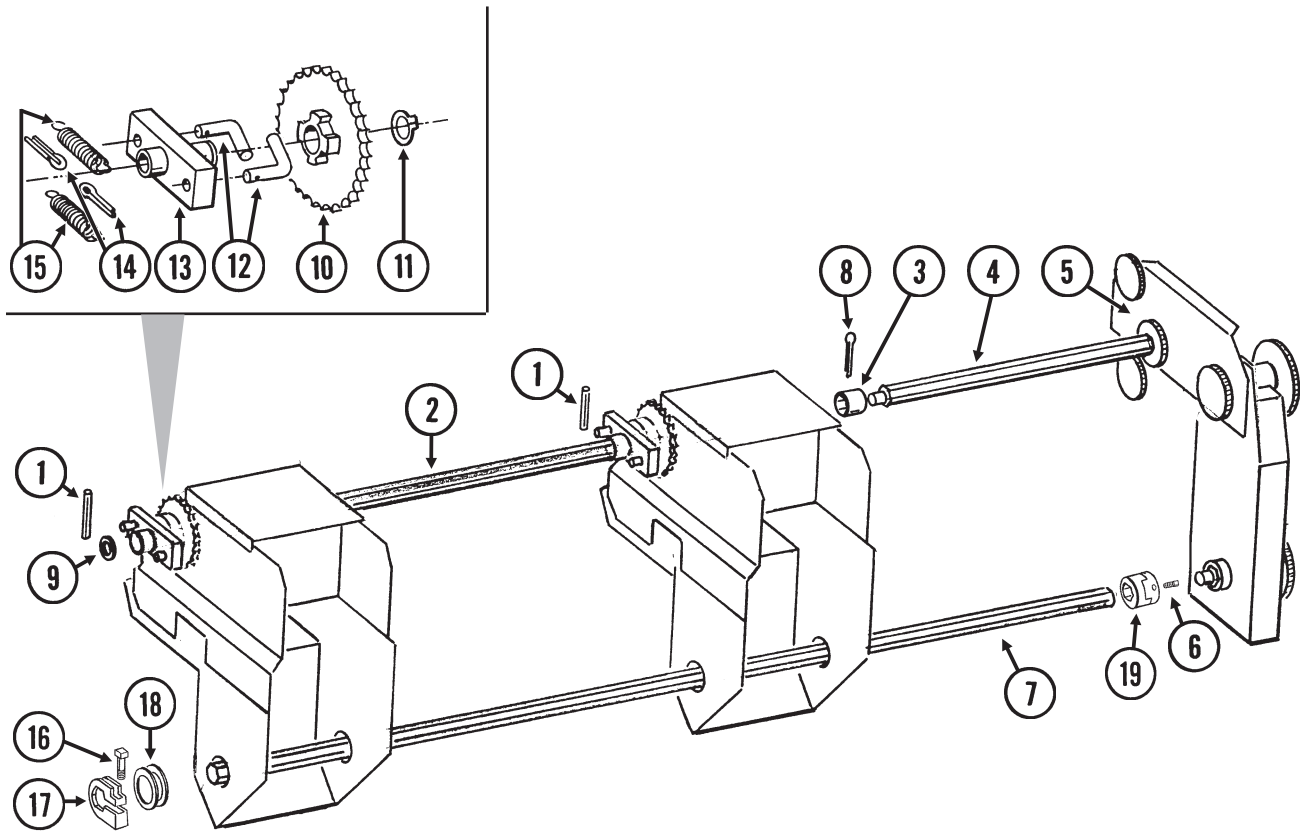
PTD033(PT5b)



ITEM	PART NO.	QTY.	DESCRIPTION
1.	GA5114	1	Sprocket, 30 Tooth
2.	GD7819	1	Hex Shaft, 7/8" x 15 1/4" (3 Holes), 4 Row 30"
	GD5958	-	Hex Shaft, 7/8" x 16" (4 Holes), 4 Row 36"/38"
3.	GD5961	1	Coupler, 2 1/4"
4.	GD5885-02	1	Hex Shaft, 7/8" x 19" (6 Holes), 4 Row 30"
	GD5885-03	-	Hex Shaft, 7/8" x 24" (6 Holes), 4 Row 36"/38"
5.		-	See "Seed Rate Transmission Assembly", Pages P42 And P43
6.	G10131	4	Square Head Set Screw, 5/16"-18 x 3/4"
7.	GD0914-109	1	Hex Shaft, 7/8" x 109" (No Holes), 4 Row 30"
	GD0914-134	-	Hex Shaft, 7/8" x 134" (No Holes), 4 Row 36"/38"
8.	G10460	2	Cotter Pin, 1/4" x 2"
9.	G10233	-	Machine Bushing, 1", 10 Gauge (As Required)
10.	G10602	1	Spring Pin, 1/4" x 1 1/2"
11.	G10130	1	Square Head Machine Bolt, 5/16"-18 x 1 3/4"
	G10923	1	Flange Nut, 5/16"-18, No Serration
12.	GD11045	1	Lock Clamp
13.	G10233	2	Machine Bushing, 1", 10 Gauge
14.	GB0287	2	Coupler
A.	G1K269	-	Lock Clamp Kit (Items 11 And 12)

DRIVELINE, 6 ROW 30"/36"/38" AND 8 ROW 30"

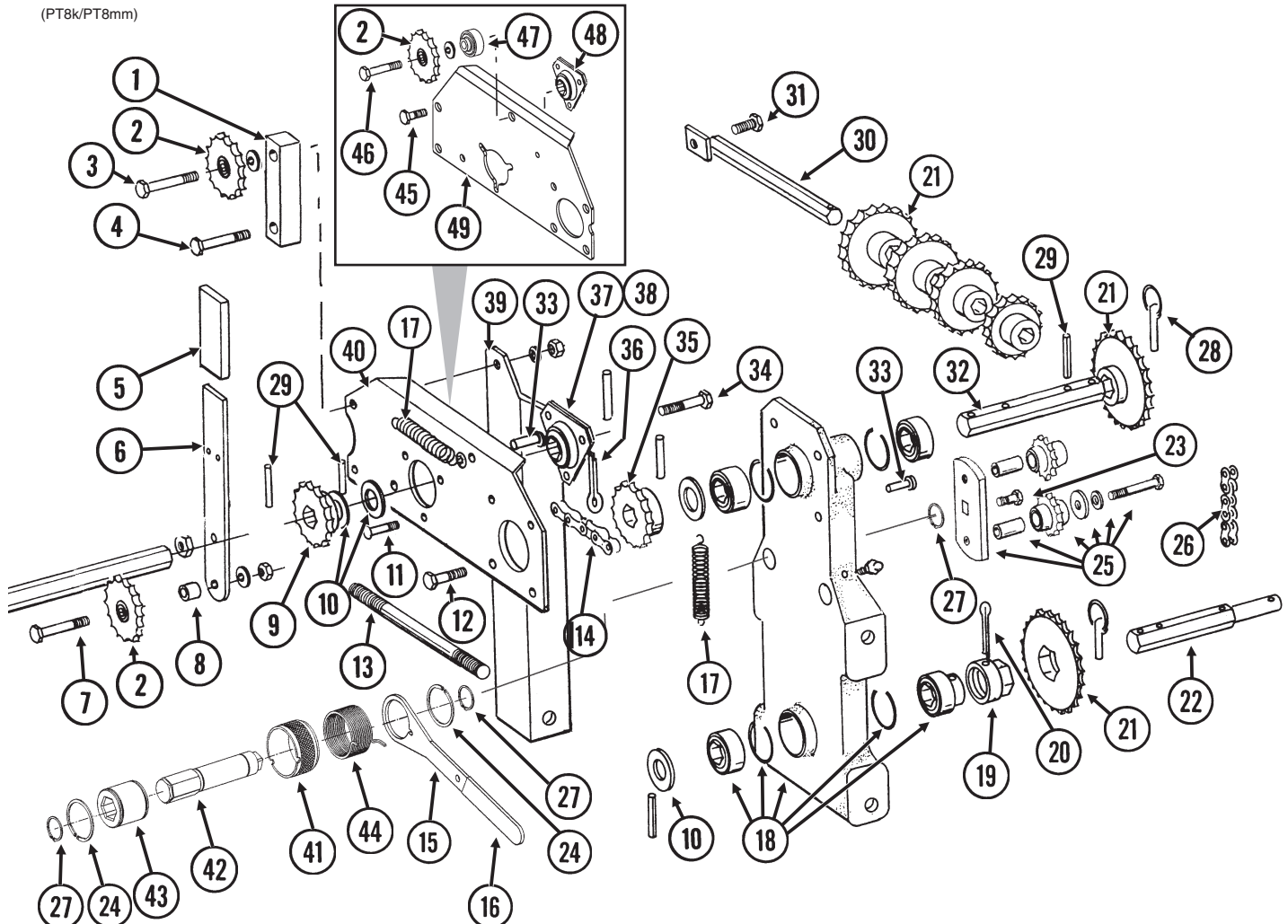
PTD016/PTD034(PT6/PT7c)



ITEM	PART NO.	QTY.	DESCRIPTION
1.	G10602	2	Spring Pin, 1/4" x 1 1/2"
2.	GD5884-01	1	Hex Shaft, 7/8" x 36" (3 Holes), 6 Row 30" And 8 Row 30"
	GD5960	-	Hex Shaft, 7/8" x 50" (6 Holes), 6 Row 36"/38"
3.	GD5961	1	Coupler, 2 1/4"
4.	GD5885-01	1	Hex Shaft, 7/8" x 30" (6 Holes), 6 Row 30"/36"/38" And 8 Row 30"
5.		-	See "Seed Rate Transmission Assembly", Pages P42 And P43
6.	G10131	4	Square Head Set Screw, 5/16"-18 x 3/4"
7.	GD0914-170	1	Hex Shaft, 7/8" x 170" (No Holes), 6 Row 30"
	GD0914-210	-	Hex Shaft, 7/8" x 210" (No Holes), 6 Row 36"/38"
	GD0914-230	-	Hex Shaft, 7/8" x 230" (No Holes), 8 Row 30"
8.	G10460	2	Cotter Pin, 1/4" x 2"
9.	G10233	-	Machine Bushing, 1", 10 Gauge (As Required)
10.	GA5165	1	Sprocket, 30 Tooth
11.	G10430	1	External Retaining Ring, 1 1/4"
12.	GD1255	2	L-Pin
13.	GA0378	1	Block And Hub Assembly
14.	G10453	2	Cotter Pin, 3/16" x 1"
15.	GD1256	2	Spring
16.	G10130	1	Square Head Machine Bolt, 5/16"-18 x 1 3/4"
	G10923	1	Flange Nut, 5/16"-18, No Serration
17.	GD11045	1	Lock Clamp
18.	G10233	2	Machine Bushing, 1", 10 Gauge
19.	GB0287	2	Coupler
A.	GA5164	-	Ratchet/Sprocket Assembly, Includes: (2) GD1256, (2) G10464, (1) GA0378, (2) GD1255, (1) GA5165, (1) G10430
B.	G1K269	-	Lock Clamp Kit (Items 16 And 17)

SEED RATE TRANSMISSION ASSEMBLY

(PT8k/PT8mm)



ITEM	PART NO.	QTY.	DESCRIPTION
1.	GD12571	-	Spacer, 1" x 4"
2.	GA7154	1	Sprocket W/Bearing, 18 Tooth
3.	G10033	1	Hex Head Cap Screw, 1/2"-13 x 3 1/2"
	G10128	-	Machine Bushing, 1/2", 14 Gauge (As Required)
	G10228	1	Lock Washer, 1/2"
	G10102	1	Hex Nut, 1/2"-13
4.	G10053	1	Hex Head Cap Screw, 1/2"-13 x 2 1/2"
	G10228	1	Lock Washer, 1/2"
	G10102	1	Hex Nut, 1/2"-13
5.	GD5827	1	Cover
6.	GD5829	1	Arm
7.	G10053	1	Hex Head Cap Screw, 1/2"-13 x 2 1/2"
	G10128	-	Machine Bushing, 1/2", 14 Gauge (As Required)
	G10228	1	Lock Washer, 1/2"
	G10102	1	Hex Nut, 1/2"-13
8.	GD4887-01	1	Sleeve, 1/2" I.D. x 5/8" Long
9.	GA5105	1	Sprocket, 15 Tooth
10.	G10233	-	Machine Bushing, 1", 10 Gauge
11.	G10303	3	Carriage Bolt, 5/16"-18 x 1"
	G10232	3	Lock Washer, 5/16"
	G10106	3	Hex Nut, 5/16"-18
12.	G10037	3	Hex Head Cap Screw, 1/2"-13 x 1 1/4"
	G10228	3	Lock Washer, 1/2"
	G10102	3	Hex Nut, 1/2"-13
13.	GD6793	2	Stud, 5/8"-11 x 9 1/2" (Threaded Both Ends)
	G10230	4	Lock Washer, 5/8"
	G10107	4	Lock Nut, 5/8"-11
14.	G3310-92	1	Chain, No. 40, 92 Pitch Including Connector Link
	G3310-100	-	Chain, No. 40, 100 Pitch Including Connector Link, Used With Half Rate (2 To 1) Drive Reduction
	GR0912	-	Connector Link, No. 40

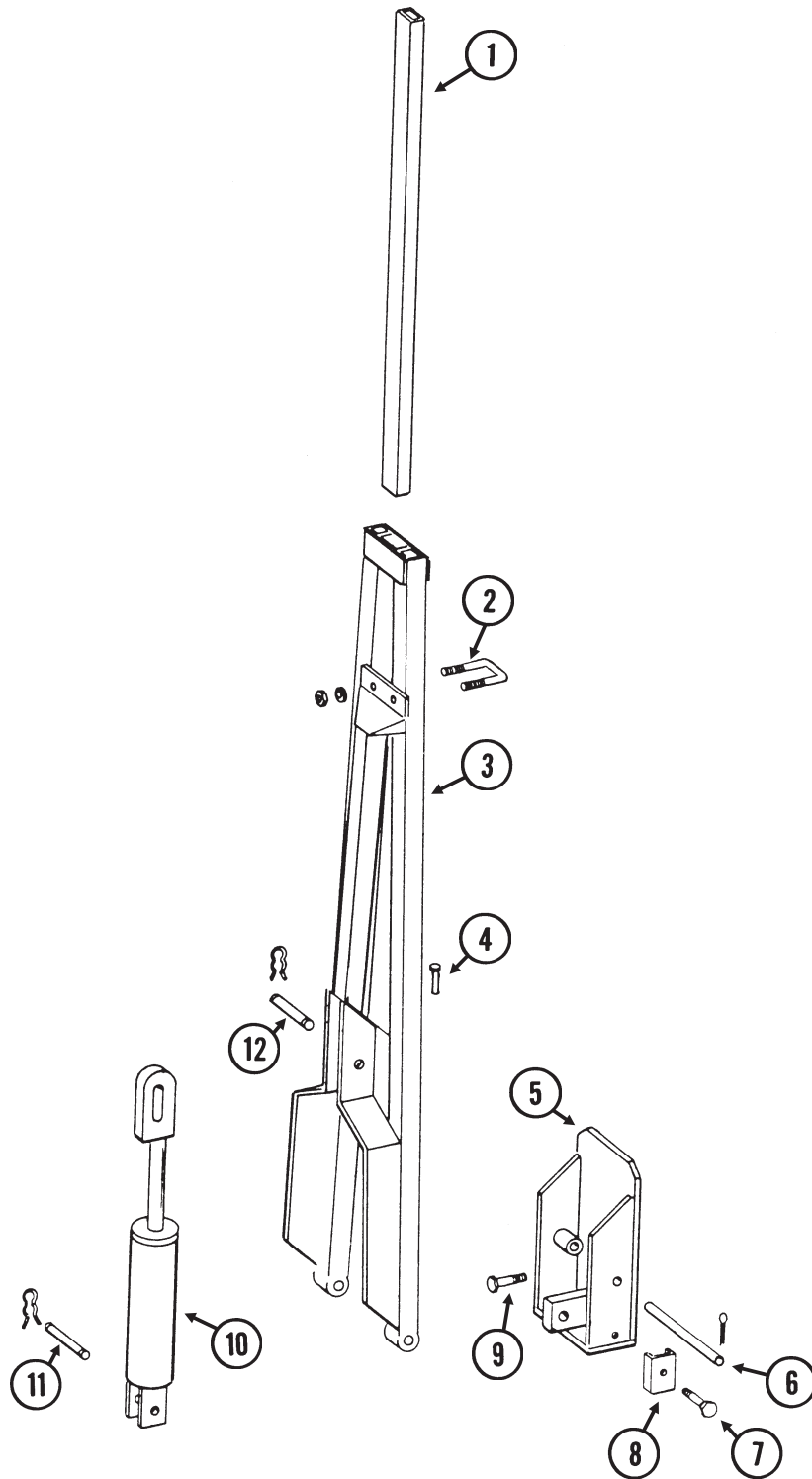
SEED RATE TRANSMISSION ASSEMBLY

ITEM	PART NO.	QTY.	DESCRIPTION
15.	GD14431	1	Handle
16.	G11078	1	Vinyl Cap
17.	GD5857	2	Spring
18.	GA5629	1	Transmission Plate W/Bearings, Grease Fittings And Retaining Rings
	GA5116	3	Bearing, 7/8" Hex Bore, Cylindrical
	GA5624	1	Special Bearing, 7/8" Hex Bore x 1.6"
	GD6551	4	Ring
	G10640	-	Grease Fitting, 1/4"-28
19.	GD7127	1	Shear Coupler
20.	G10462	1	Cotter Pin, 3/16" x 2"
21.	GA5106	1	Sprocket, 17 Tooth
	GA5107	1	Sprocket, 19 Tooth
	GA5108	2	Sprocket, 23 Tooth
	GA5109	1	Sprocket, 24 Tooth
	GA5110	1	Sprocket, 25 Tooth
	GA5111	1	Sprocket, 26 Tooth
	GA5112	1	Sprocket, 27 Tooth
	GA5113	1	Sprocket, 28 Tooth
22.	GD7822	1	Shaft, 7/8" x 7"
23.	G11100	1	Hex Socket Button Head Cap Screw, 1/4"-20 x 1/2", Grade 8
	G10227	1	Lock Washer, 1/4"
	G10209	1	Washer, 1/4" USS
24.	G10496	2	External Inverted Snap Ring, 1 1/2"
25.	GA7336	1	Idler W/Bolt-On Sprockets
	GD7426	-	Sprocket, 12 Tooth
	GD1026	-	Sleeve, 1 3/16" Long
	G10210	-	Washer, 3/8" USS
	G10229	-	Lock Washer, 3/8"
	G10047	-	Hex Head Cap Screw, 3/8"-16 x 1 3/4"
26.	G3310-80	1	Chain, No. 40, 80 Pitch Including Connector Link
	GR0912	-	Connector Link, No. 40
27.	G11075	3	External Inverted Snap Ring, 7/8"
28.	GD2558	3	Lynch Pin, 1/4"
29.	G10602	5	Spring Pin, 1/4" x 1 1/2"
30.	GA5146	1	Sprocket Storage Rod
31.	G10017	1	Hex Head Cap Screw, 1/2"-13 x 1 1/2"
	G10527	1	Lock Washer, 1/2", Internal/External
	G10111	1	Lock Nut, 1/2"-13
32.	GD5835	1	Shaft, 7/8" x 7"
33.	G10478	1	Clevis Pin, 5/16" x 1"
	G10409	1	Retaining Ring, 5/16"
34.	G10004	1	Hex Head Cap Screw, 3/8"-16 x 1 1/4"
	G10229	1	Lock Washer, 3/8"
	G10203	1	Washer, 3/8" SAE
	GD15538	2	Spacer, 3/8" I.D. x 7/8" O.D., 7 Gauge
	GD5756	1	Special Nut, 3/8"-16
35.	GA5106	1	Sprocket, 17 Tooth, Standard Drive
	GA5202	-	Sprocket, 34 Tooth, Half Rate (2 To 1) Drive Reduction
36.	G10460	1	Cotter Pin, 1/4" x 2"
37.	G2100-03	1	Bearing, 7/8" Hex Bore, Spherical
38.	G3400-01	2	Flangette
39.	GD5830	1	Angle Support, R.H.
40.	GD5824	1	Plate, R.H.
41.	GD14430	1	Release Collar, Gold, R.H.
42.	GD14427	1	Tightener Shaft, 4 7/8
43.	GD14432	1	Sleeve, 1 1/4"
44.	GD14413	1	Torsion Spring, L.H. (Used On R.H. Wrap Spring Wrench)
45.	G10017	2	Hex Head Cap Screw, 1/2"-13 x 1 1/2"
	G10228	2	Lock Washer, 1/2"
	G10102	2	Hex Nut, 1/2"-13
46.	G10038	1	Hex Head Cap Screw, 1/2"-13 x 3"
	G10128	-	Machine Bushing, 1/2", 14 Gauge (As Required)
	G10228	1	Lock Washer, 1/2"
	G10102	1	Hex Nut, 1/2"-13
47.	GB0259	-	Spacer, 1"
48.	GA7841	-	Bearing, 7/8" Hex Bore
49.	GD16302	-	Reverser Plate
A.	G1K378	-	Wrap Spring Wrench Replacement Kit, Gold Collar, R.H. (Items 15, 16, 23, 24, 27 And 41-44)

ROW MARKER ASSEMBLY, CONVENTIONAL

4 ROW 30"/36"/38" AND 6 ROW 30"

MKR010(MKR1a)



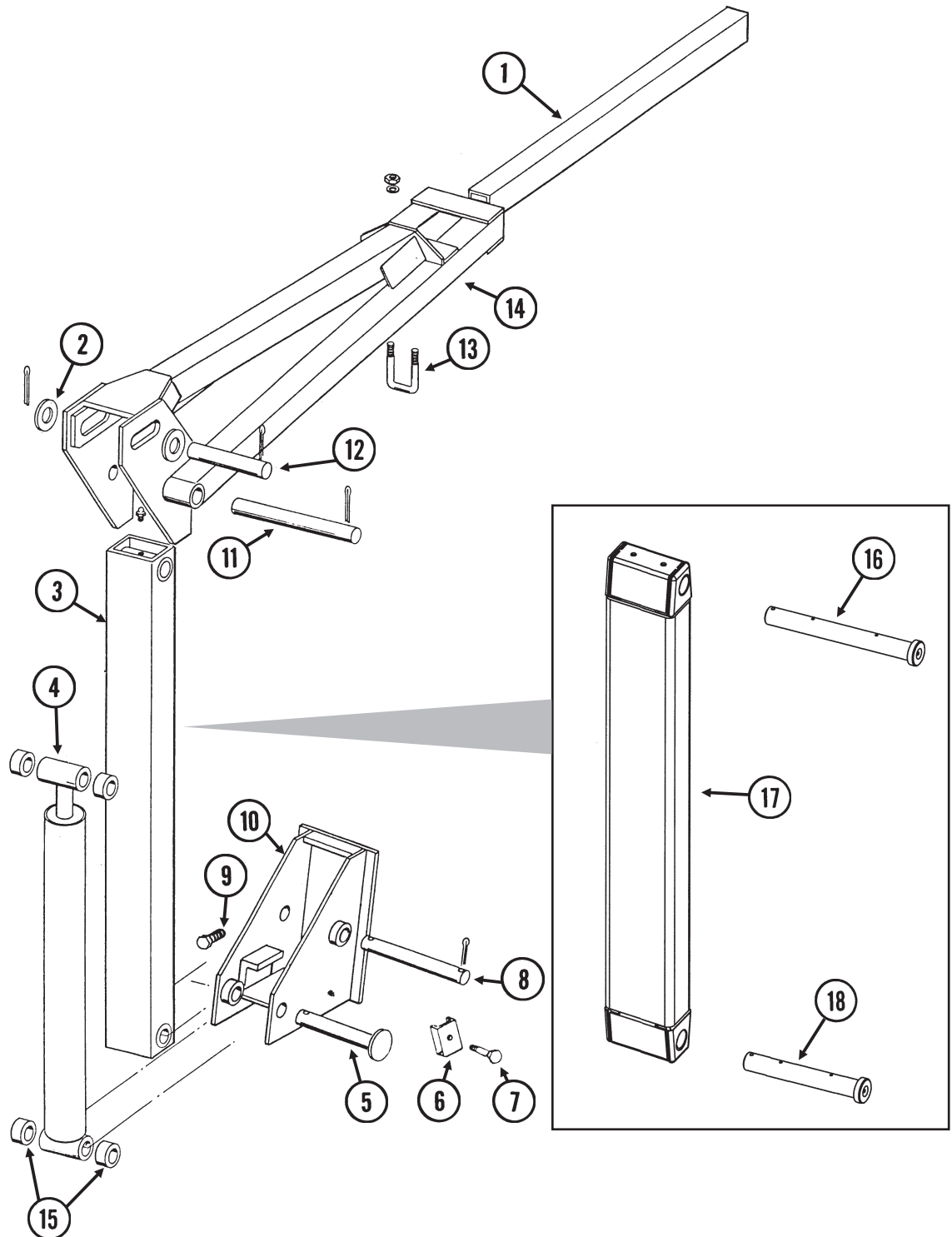
ROW MARKER ASSEMBLY, CONVENTIONAL

4 ROW 30"/36"/38" AND 6 ROW 30"

ITEM	PART NO.	QTY.	DESCRIPTION
		(Per Assy.)	
1.	GD0453-02	1	Extension Tube, 40", 4 Row 30"
	GD0453-06	-	Extension Tube, 30", 4 Row 30" W/Optional Interplant® Package
	GD0453-07	-	Extension Tube, 45", 4 Row 36"/38" And 6 Row 30"
2.	GD2721	1	U-Bolt, 2" x 2" x 1/2"-13
	G10228	2	Lock Washer, 1/2"
	G10102	2	Hex Nut, 1/2"-13
3.	GA5175	1	Arm W/Grease Fittings, 31 1/2", 4 Row 30"
	GA5184	-	Arm W/Grease Fittings, 44 1/2", 4 Row 36"/38"
	GA5183	-	Arm W/Grease Fittings, 58 1/2", 6 Row 30"
	G10640	-	Grease Fitting, 1/4"-28
4.	GD0462	1	Safety Lockup Pin
	G10670	1	Hair Pin Clip, No. 3
	G10187	1	Spring Pin, 5/32" x 2"
5.	GA5177	1	Mount W/Grease Fittings, 4 Row 30"
	GA5178	-	Mount W/Grease Fittings, 4 Row 36"/38" And 6 Row 30"
	G10640	-	Grease Fitting, 1/4"-28
6.	GD0438	1	Pin, 13 1/2"
	G10460	2	Cotter Pin, 1/4" x 2"
7.	G10133	1	Hex Head Cap Screw, 5/16"-18 x 1 1/2"
	G10109	1	Lock Nut, 5/16"-18, Grade 8
8.	GD5892	1	Hose Clamp, 5/8" x 1 1/2" x 1 1/2"
9.	G10008	4	Hex Head Cap Screw, 5/8"-11 x 2"
	G10230	4	Lock Washer, 5/8"
10.		-	See "Row Marker Cylinder", Page P52
11.	GR0367	1	Pin, 1" x 2 7/8"
	GR0193	2	Hair Pin Clip
12.	GR0375	1	Pin, 1" x 3 1/2"
	GR0193	2	Hair Pin Clip

ROW MARKER ASSEMBLY, TWO-FOLD LOW PROFILE 6 ROW 36"/38" AND 8 ROW 30"

MKR006/MKR009(MKR2/A11591)



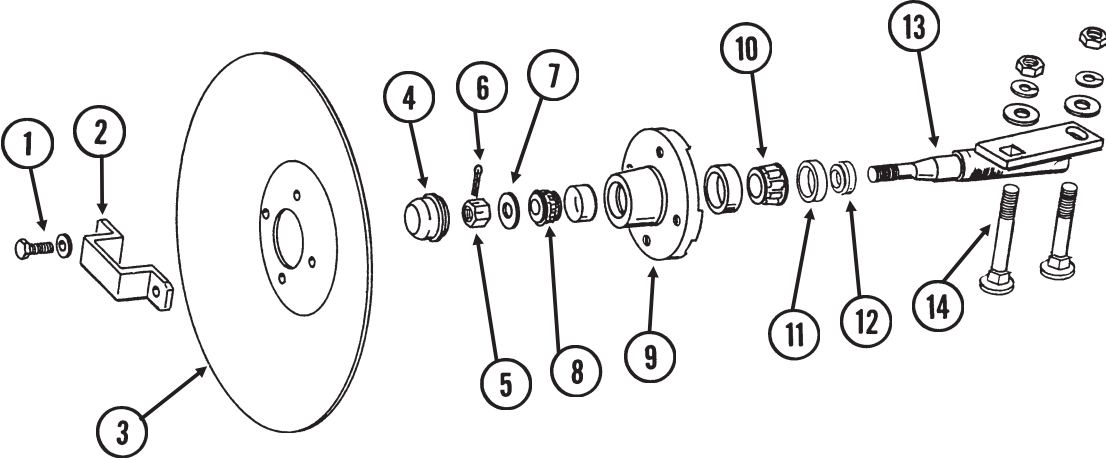
ROW MARKER ASSEMBLY, TWO-FOLD LOW PROFILE

6 ROW 36"/38" AND 8 ROW 30"

ITEM	PART NO.	QTY.	DESCRIPTION
		(Per Assy.)	
1.	GD0453-03	1	Extension Tube, 50", 6 Row 36"/38" And 8 Row 30"
2.	G10226	2	Washer, 1 1/4" SAE
3.	GA5173	1	Arm W/Grease Fittings, First Stage
	G10641	-	Grease Fitting, 1/8" NPT
4.		-	See "Row Marker Cylinder", Page P52
5.	GD15386	1	Pin, 1 1/4" x 7 5/8"
	G10460	1	Cotter Pin, 1/4" x 2"
6.	GD5875	1	Hose Clamp, 9/16" x 2 1/2" x 2"
7.	G10133	1	Hex Head Cap Screw, 5/16"-18 x 1 1/2"
	G10109	1	Lock Nut, 5/16"-18, Grade 8
8.	GD0652	1	Pin, 1 1/4" x 9 1/2"
	G10460	2	Cotter Pin, 1/4" x 2"
9.	G10879	4	Flanged 12 Point Bolt, 5/8"-11 x 2", Special Hardened
10.	GA5130	1	Mount
11.	GD3214	1	Pin, 1 1/4" x 12 1/4"
	G10460	2	Cotter Pin, 1/4" x 2"
12.	GD2161	1	Pin, 1 1/4" x 8 1/4"
	G10460	2	Cotter Pin, 1/4" x 2"
13.	GD2721	1	U-Bolt, 2" x 2" x 1/2"-13
	G10228	2	Lock Washer, 1/2"
	G10102	2	Hex Nut, 1/2"-13
14.	GA5190	1	Arm, Second Stage, 35", 6 Row 36"/38"
	GA5188	-	Arm, Second Stage, 46", 8 Row 30"
15.	GD0752-41	-	Sleeve, 1" (If Applicable)
16.	GA11766	-	Pin W/Grease Fitting, 1 1/4" x 11 13/16"
	G10640	-	Grease Fitting, 1/4"-28
	G10460	1	Cotter Pin, 1/4" x 2"
17.	GA11591	-	Arm, First Stage
18.	GA11767	-	Pin W/Grease Fitting, 1 1/4" x 9 1/2"
	G10640	-	Grease Fitting, 1/4"-28
	G10460	1	Cotter Pin, 1/4" x 2"

ROW MARKER SPINDLE/HUB/BLADE

MKR020(MKR3a)

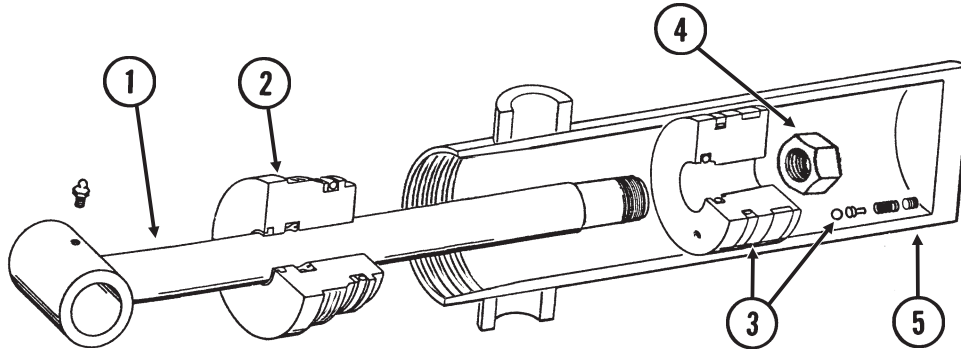


ROW MARKER SPINDLE/HUB/BLADE

ITEM	PART NO.	QTY.	DESCRIPTION
		(Per Assy.)	
1.	G10722	4	Hex Head Cap Screw, 1/2"-20 x 1"
	G10228	4	Lock Washer, 1/2"
2.	GD2597	1	Retainer
3.	GD0746	1	Disc Blade, Solid, 16" (Shown)
	GD10283	-	Disc Blade, Notched, 16" (Optional)
4.	GD0840	1	Dust Cap
5.	G10725	1	Slotted Hex Nut, 5/8"-18
6.	G10544	1	Cotter Pin, 5/32" x 1"
7.	G10724	1	Washer, 5/8" SAE
8.	GA0257	1	Bearing
9.	GA0167	1	Hub W/Cups, 4 Bolt
	GR0151	-	Outer Cup
	GR0150	-	Inner Cup
10.	GA0245	1	Bearing
11.	GA0243	1	Grease Seal
12.	GA0899	1	Rubber Seal
13.	GA1676	1	Spindle, R.H.
	GA1677	-	Spindle, L.H. (Shown)
14.	G10844	2	Carriage Bolt, 1/2"-13 x 3 1/2"
	G10168	2	Machine Bushing, 1/2", 7 Gauge
	G10228	2	Lock Washer, 1/2"
	G10102	2	Hex Nut, 1/2"-13
A.	GA1679	-	Hub And Spindle Assembly, L.H. (Items 1, 2 And 4-13)
	GA1678	-	Hub And Spindle Assembly, R.H. (Items 1, 2 And 4-13)

MASTER LIFT CYLINDER

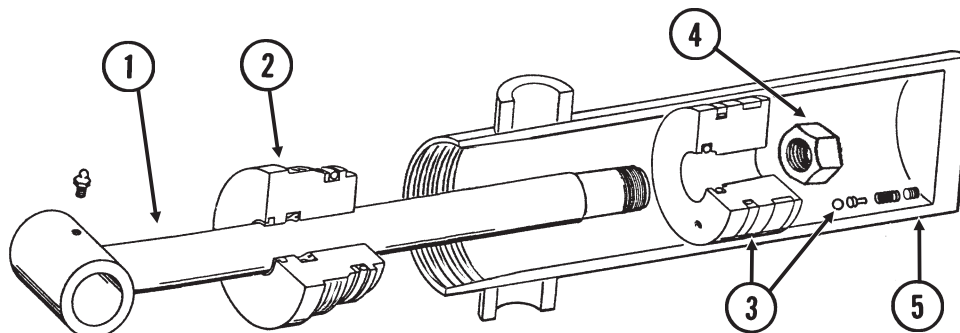
CYL038(CYL1a)



ITEM	PART NO.	QTY.	DESCRIPTION
1.	GA8912	1	Rod Assembly W/Grease Fitting
	G10449	-	Grease Fitting, 3/16", Drive-In
2.	GD12507	1	Gland
3.	GA8916	1	Piston W/Rephasing Valve
	GR1169	1	Rephasing Valve Replacement Kit (Includes: Set Screw, Guide, 2 Springs And Ball)
4.	G10958	1	Lock Nut, 1"-14
5.	A4295	1	Barrel (Non-Stock Item)
A.	GA8917	-	Cylinder Complete, 3 1/2" x 8" (Part Number Stamped On Barrel)
B.	GR1528	-	Seal Kit, Includes: (1) Wear Ring, (2) O-Rings, (1) BU Ring, (1) U-Cup, (1) Wiper, (1) T-Seal

SLAVE LIFT CYLINDER

CYL038(CYL1a)

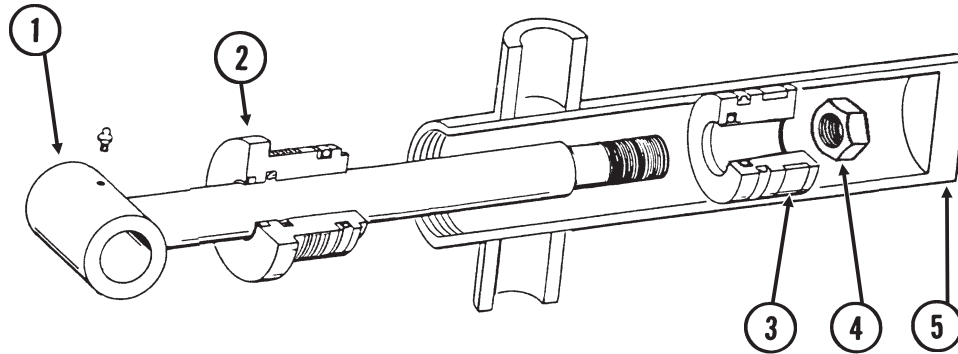


ITEM	PART NO.	QTY.	DESCRIPTION
1.	GA8912	1	Rod Assembly W/Grease Fitting
	G10449	-	Grease Fitting, 3/16", Drive-In
2.	GD12505	1	Gland
3.	GA8914	1	Piston W/Rephasing Valve
	GR1169	1	Rephasing Valve Replacement Kit (Includes: Set Screw, Guide, 2 Springs And Ball)
4.	G10958	1	Lock Nut, 1"-14
5.	A7538	1	Barrel (Non-Stock Item)
A.	GA8915	-	Cylinder Complete, 3 1/4" x 8" (Part Number Stamped On Barrel)
B.	GR1527	-	Seal Kit, Includes: (1) Wear Ring, (1) T-Seal, (2) O-Rings, (1) BU Ring, (1) U-Cup, (1) Wiper

LIFT ASSIST CYLINDER

6 ROW 30"/36"/38" AND 8 ROW 30"

CYL026(CYL4d)

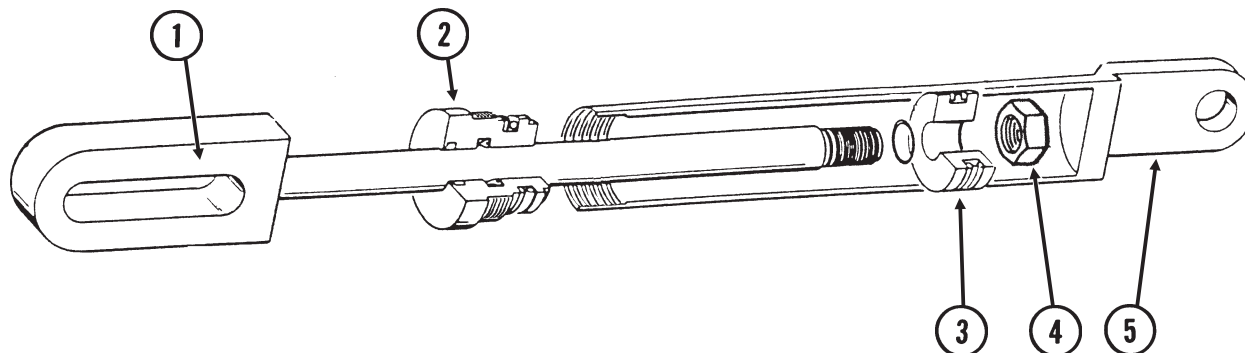


ITEM	PART NO.	QTY.	DESCRIPTION
1.	GA8831	1	Rod Assembly W/Grease Fitting
	G10640	-	Grease Fitting, 1/4"-28
2.	GD11926	1	Gland
3.	GD5956	1	Piston
4.	G10958	1	Lock Nut, 1"-14
5.	A8827	1	Barrel (Non-Stock Item)
A.	GA8828	-	Cylinder Complete, 2 1/2" x 8" <i>(Part Number Stamped On Barrel)</i>
B.	GR1522	-	Seal Kit, Includes: (1) T-Seal, (2) O-Rings, (1) BU Ring, (1) U-Cup, (1) Wiper

ROW MARKER CYLINDER

4 ROW 30"/36"/38" AND 6 ROW 30"

CYL030(CYL2c)



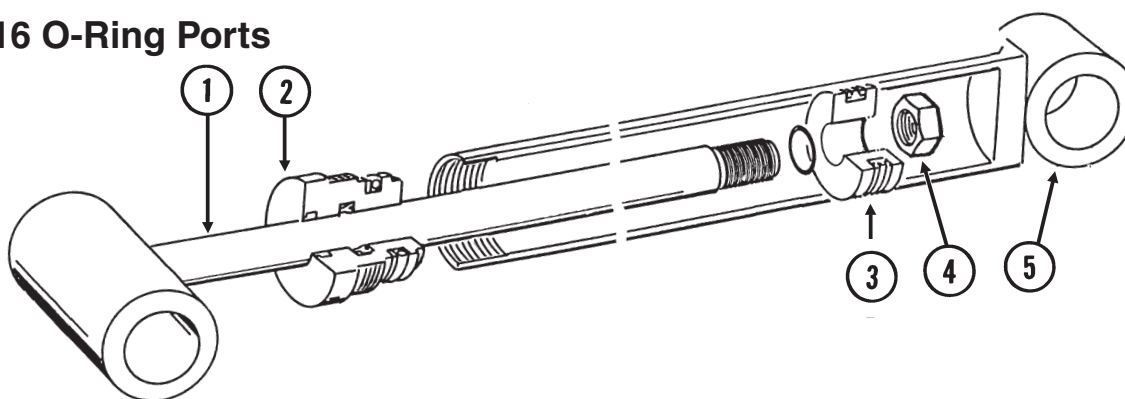
ITEM	PART NO.	QTY.	DESCRIPTION
1.	GA8918	1	Rod Assembly
2.	GD12510	1	Gland
3.	GD12511	1	Piston
4.	G10967	1	Lock Nut, 3/4"-16
5.	A8775	1	Barrel (Non-Stock Item)
A.	GA8919	-	Cylinder Complete, 2" x 8" (<i>Part Number Stamped On Barrel</i>)
B.	GR1529	-	Seal Kit, Includes: (1) T-Seal, (2) O-Rings, (1) BU Ring, (1) U-Cup, (1) Wiper

ROW MARKER CYLINDER

6 ROW 36"/38" AND 8 ROW 30"

CYL039(CYL3e)

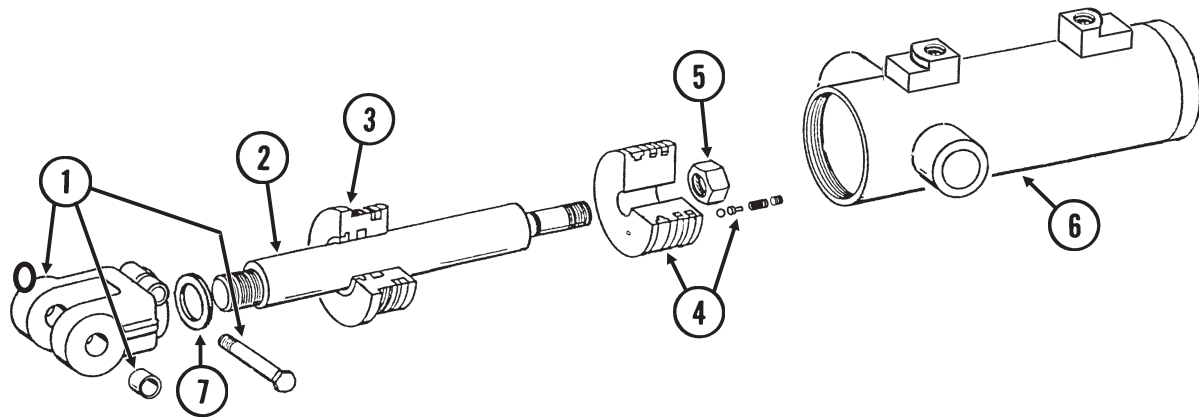
3/4"-16 O-Ring Ports



ITEM	PART NO.	QTY.	DESCRIPTION
1.	GA9440	1	Rod Assembly
2.	GD12510	1	Gland
3.	GD12511	1	Piston
4.	G10967	1	Lock Nut, 3/4"-16
5.	A9442	1	Barrel (Non-Stock Item)
A.	GA9443	-	Cylinder Complete, 2" x 20 1/16" (<i>Part Number Stamped On Barrel</i>)
B.	GR1529	-	Seal Kit, Includes: (1) T-Seal, (2) O-Rings, (1) BU Ring, (1) U-Cup, (1) Wiper

INTERPLANT® LIFT CYLINDER

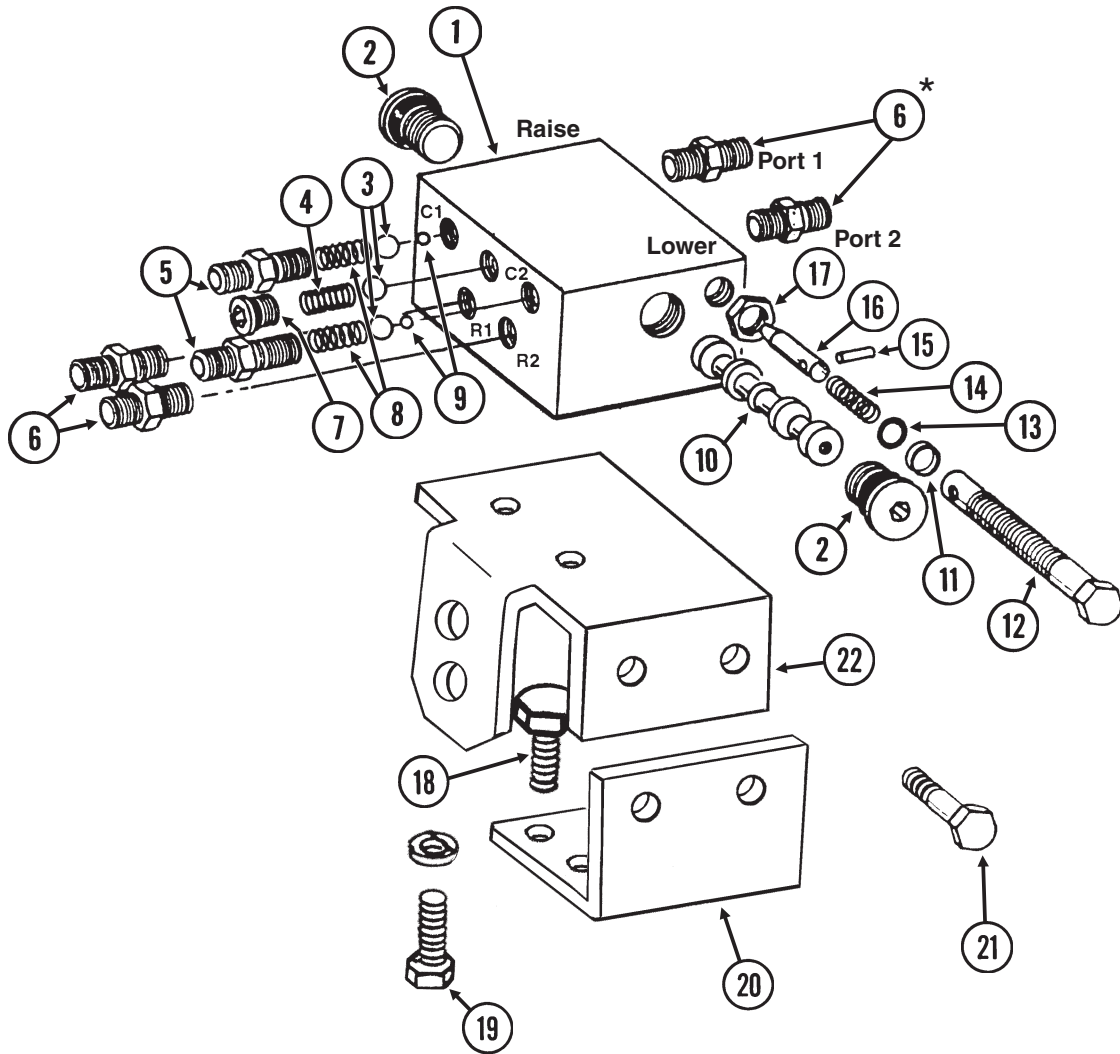
(CYL33c)



ITEM	PART NO.	QTY.	DESCRIPTION
1.	GA8130	1	Clevis W/Bushings, Hex Head Cap Screw And Hex Nut
	GR1401	2	Bushing
	G10939	1	Hex Head Cap Screw, 3/8"-16 x 2 1/4"
	G10101	1	Hex Nut, 3/8"-16
2.	GD12513	1	Rod
3.	GD11995	1	Gland
4.	GA8924	1	Piston W/Rephasing Valve
	GR1169	-	Rephasing Valve Replacement Kit (Includes: Set Screw, Guide, 2 Springs And Ball)
5.	G10958	1	Lock Nut, 1"-14
6.	A8923	1	Barrel (Non-Stock Item)
7.	G10957	4	Steel Shim
A.	GA8897	-	Cylinder Complete, 4 1/4" x 4" <i>(Part Number Stamped On Barrel)</i>
B.	GR1523	-	Seal Kit, Includes: (1) Wiper, (2) O-Rings, (1) BU Ring, (1) U-Cup, (1) Seal, (1) Expander, (2) Cast Iron Ring

ROW MARKER SEQUENCING/FLOW CONTROL VALVE

VVB025/PHS035(PT11a)



ROW MARKER SEQUENCING/FLOW CONTROL VALVE

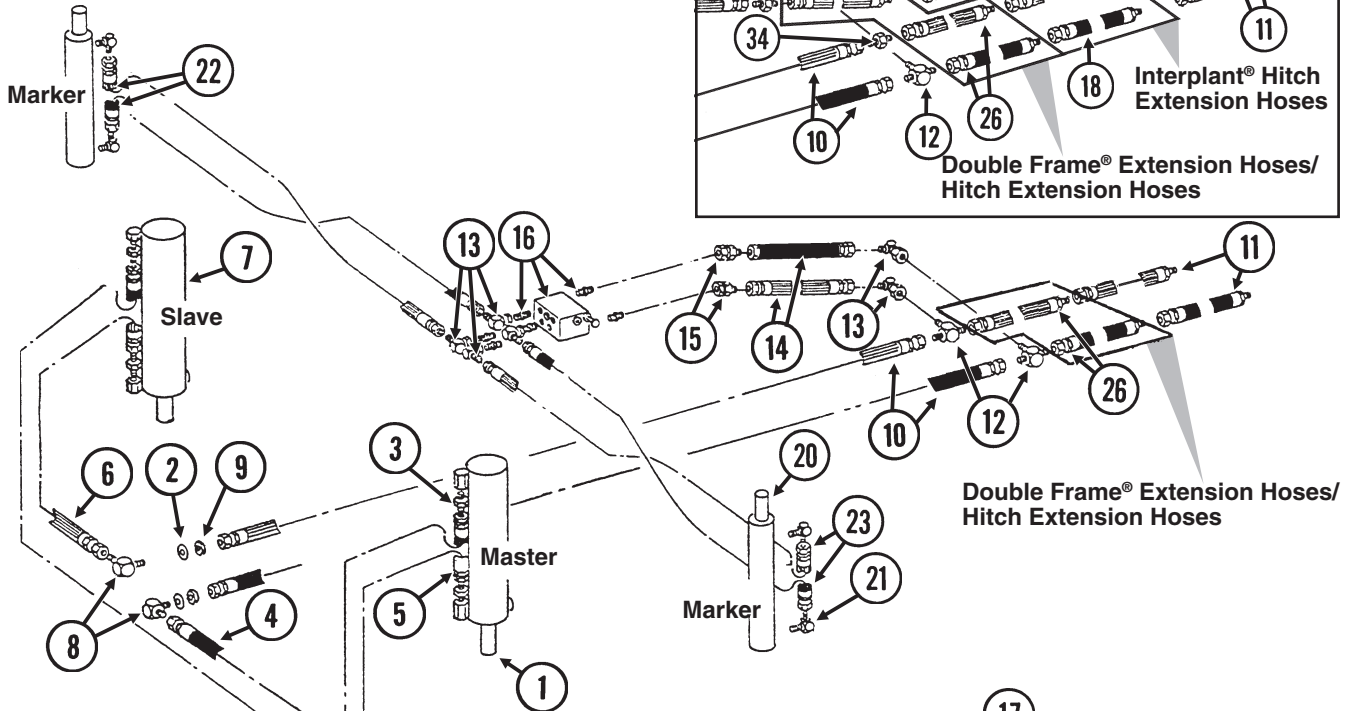
ITEM	PART NO.	QTY.	DESCRIPTION
1.		-	Valve Body (Non-Stock Item)
2.	GR1047	2	Hex Socket Plug W/O-Ring
	GR1037	-	O-Ring
3.	GR1044	3	7/16" Check Ball
4.	GR1033	1	Detent Spring
5.	GR1032	2	Port Adapter W/O-Ring
	GR1045	-	O-Ring
6.	*G6400-06	4	Connector W/O-Ring, 9/16"-18 Male 37° JIC To 9/16"-18 O-Ring
	GR1045	-	O-Ring
7.	GR1034	1	Hex Socket Plug W/O-Ring
	GR1035	-	O-Ring
8.	GR1036	2	Spring
9.	GR1043	2	1/4" Steel Ball
10.		-	Spool (Non-Stock Item)
11.	GR1041	2	Teflon BU Ring
12.	GR1042	2	Adjustment Screw
13.	GR1040	2	O-Ring
14.	GR1046	2	Compression Spring
15.	GR1039	2	Spring Pin
16.	GR1038	2	Needle
17.	GR1048	2	Hex Jam Nut, 1/2"-20
18.	G10001	2	Hex Head Cap Screw, 3/8"-16 x 1"
	G10203	2	Washer, 3/8" SAE
	G10229	2	Lock Washer, 3/8"
19.	G10001		Hex Head Cap Screw, 3/8"-16 x 1"
	G10229	2	Lock Washer, 3/8"
20.	GD10223	1	Mounting Angle
21.	G10001	2	Hex Head Cap Screw, 3/8"-16 x 1"
	G10203	2	Washer, 3/8" SAE
	G10229	2	Lock Washer, 3/8"
	G10101	2	Hex Nut, 3/8"-16
22.	GD10224	1	Valve Mounting Angle
A.	GA5552	-	Valve Assembly Complete (Items 1-17)
B.	GA5572	-	Flow Control Portion Only (Items 11-17)

*Not used on sizes with 3/8" hoses.

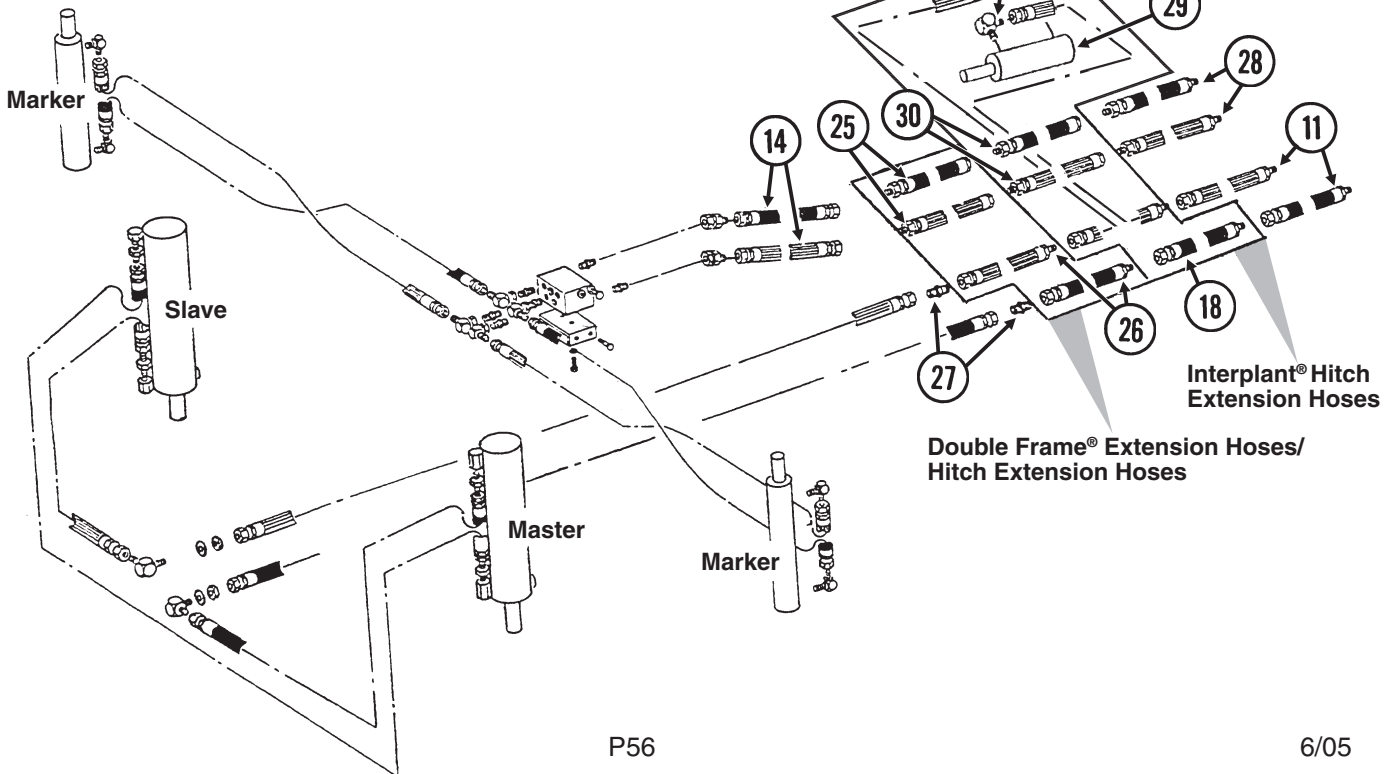
HYDRAULIC SYSTEM, 4 ROW 30"/36"/38" CONVENTIONAL ROW MARKER

PHS001/PHS002/PHS003(PT12d/PT12e/PT13d)

Single Valve



Dual Valve



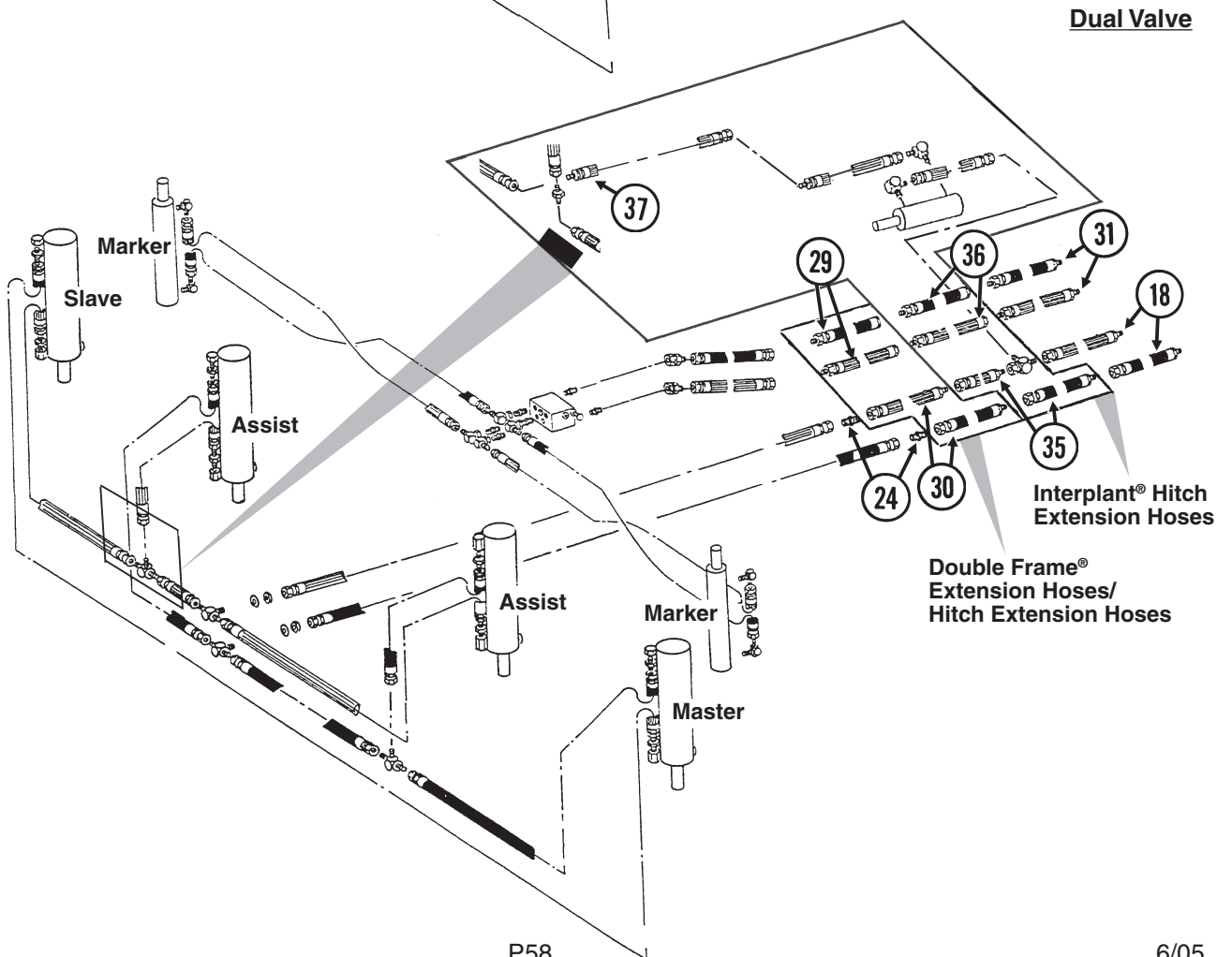
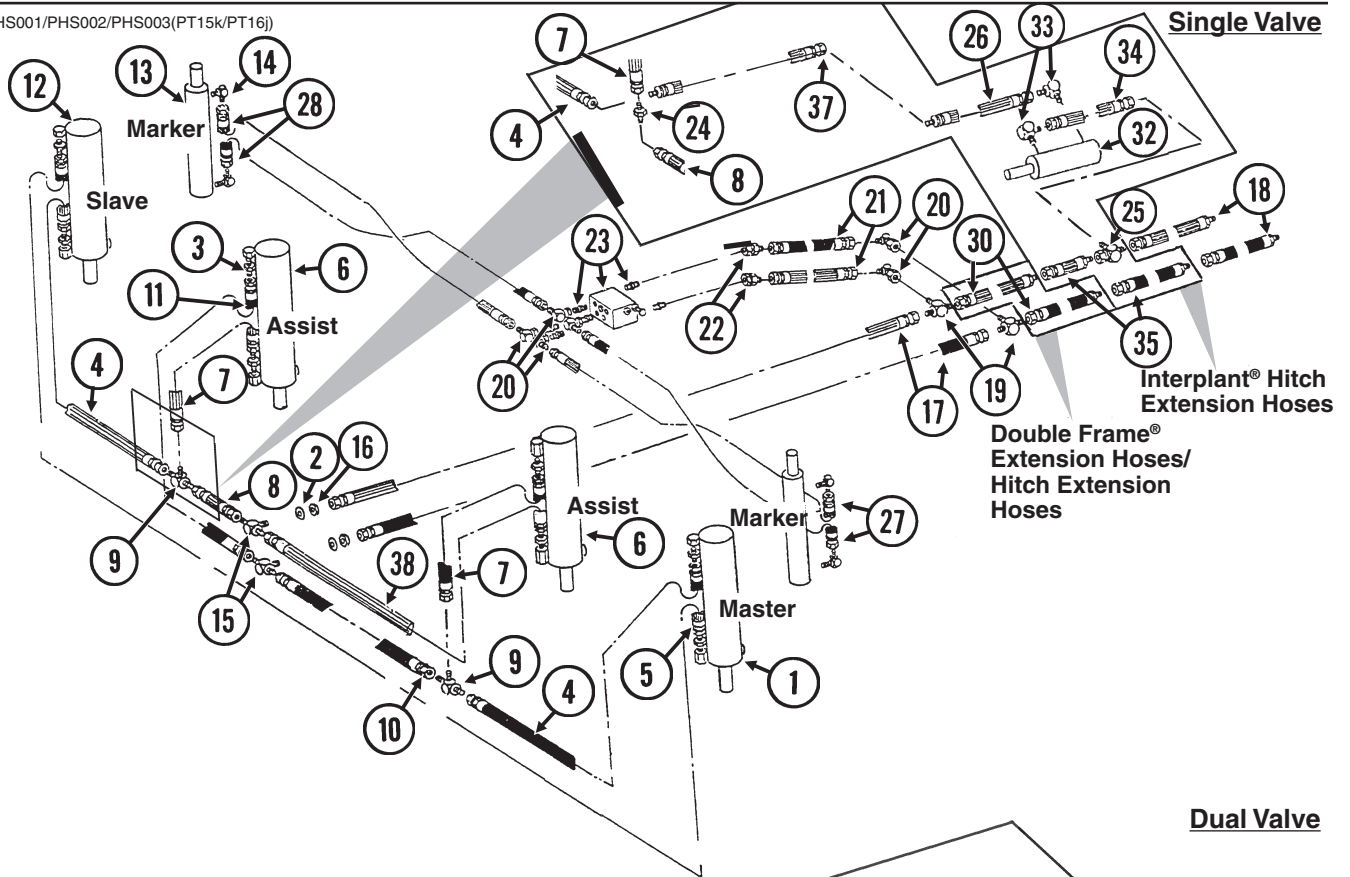
HYDRAULIC SYSTEM, 4 ROW 30"/36"/38" CONVENTIONAL ROW MARKER

ITEM	PART NO.	QTY.	DESCRIPTION
1.		-	See "Master Lift Cylinder", Page P50
2.	G10215	2	Machine Bushing, 3/4", 14 Gauge
3.	G6400-08	4	Connector W/O-Ring, 3/4"-16 Male JIC To O-Ring
	GR1037	-	O-Ring
4.	*A1018	1	Hose Assembly, 3/8" x 40", 4 Row 30"
	*A1020	-	Hose Assembly, 3/8" x 48", 4 Row 36"/38"
5.	*A3113	1	Hose Assembly, 3/8" x 84", 4 Row 30"
	*A3136	-	Hose Assembly, 3/8" x 100", 4 Row 36"/38"
6.	*A1020	1	Hose Assembly, 3/8" x 48", 4 Row 30"
	*A1021	-	Hose Assembly, 3/8" x 56", 4 Row 36"/38"
7.		-	See "Slave Lift Cylinder", Page P50
8.	G2701-08	2	Bulkhead Elbow, 90°, 3/4"-16 Male JIC
9.	G306-08	2	Lock Nut, 3/4"-16
10.	*A1076	2	Hose Assembly, 3/8" x 30"
11.	*A3135	2	Hose Assembly, 3/8" x 100"
12.	G2603-08-08-06	2	Tee, 3/4"-16 Male JIC To 9/16"-18 JIC
13.	G6500-06	-	Swivel Elbow, 90°, 9/16"-18 Male JIC To Female
14.	*A1138	2	Hose Assembly, 1/4" x 29"
15.	G6502-06	2	Swivel Elbow, 45°, 9/16"-18 Male JIC To Female
16.		-	See "Row Marker Sequencing/Flow Control Valve", Pages P54 And P55 (For Valve Mounts See "Row Marker Sequencing/Flow Control Valve", Pages P54 And P55)
17.	G6801-08	2	Elbow W/O-Ring, 90°, 3/4"-16 Male JIC To O-Ring
	GR1037	-	O-Ring
18.	*A3211	1	Hose Assembly, 3/8" x 66", W/Interplant® Package
19.	*A1020	1	Hose Assembly, 3/8" x 48", W/Interplant® Package
20.		-	See "Row Marker Cylinder", Page P52
21.	G6801-06-08	4	Elbow W/O-Ring, 90°, 9/16"-18 Male JIC To 3/4"-16 O-Ring
	GR1037	-	O-Ring
22.	*A1102	2	Hose Assembly, 1/4" x 95", 4 Row 30"
	*A1171	-	Hose Assembly, 1/4" x 108", 4 Row 36"/38"
23.	*A1170	2	Hose Assembly, 1/4" x 90", 4 Row 30"
	*A1150	-	Hose Assembly, 1/4" x 103", 4 Row 36"/38"
24.	*A1076	1	Hose Assembly, 3/8" x 30", W/Interplant® Package
25.	*A1182	-	Hose Assembly, 1/4" x 30", W/Double Frame® Package
	*A1177	-	Hose Assembly, 1/4" x 24", W/Hitch Extensions
26.	*A3142	-	Hose Assembly, 3/8" x 30", W/Double Frame® Package
	*A3147	-	Hose Assembly, 3/8" x 24", W/Hitch Extensions
27.	G2403-08	2	Union, 3/4"-16 Male JIC
28.	*A1173	2	Hose Assembly, 1/4" x 100"
29.		-	See "Interplant® Lift Cylinder", Page P53
30.	*A1179	2	Hose Assembly, 1/4" x 56", W/Interplant® Package
31.	*A1182	1	Hose Assembly, 1/4" x 30", W/Double Frame® Package
32.	*A1153	1	Hose Assembly, 1/4" x 56", W/Interplant® Package
33.	G2403-06	1	Union, 9/16"-18 Male JIC, W/Interplant® Package
34.	G2403-08	1	Union, 3/4"-16 Male JIC, W/Interplant® Package

* Hydraulic hose is not stocked by KINZE® Repair Parts, but can be made available on a special order basis. Call for quote.

HYDRAULIC SYSTEM, 6 ROW 30" CONVENTIONAL ROW MARKER

PHS001/PHS002/PHS003(PT15k/PT16j)

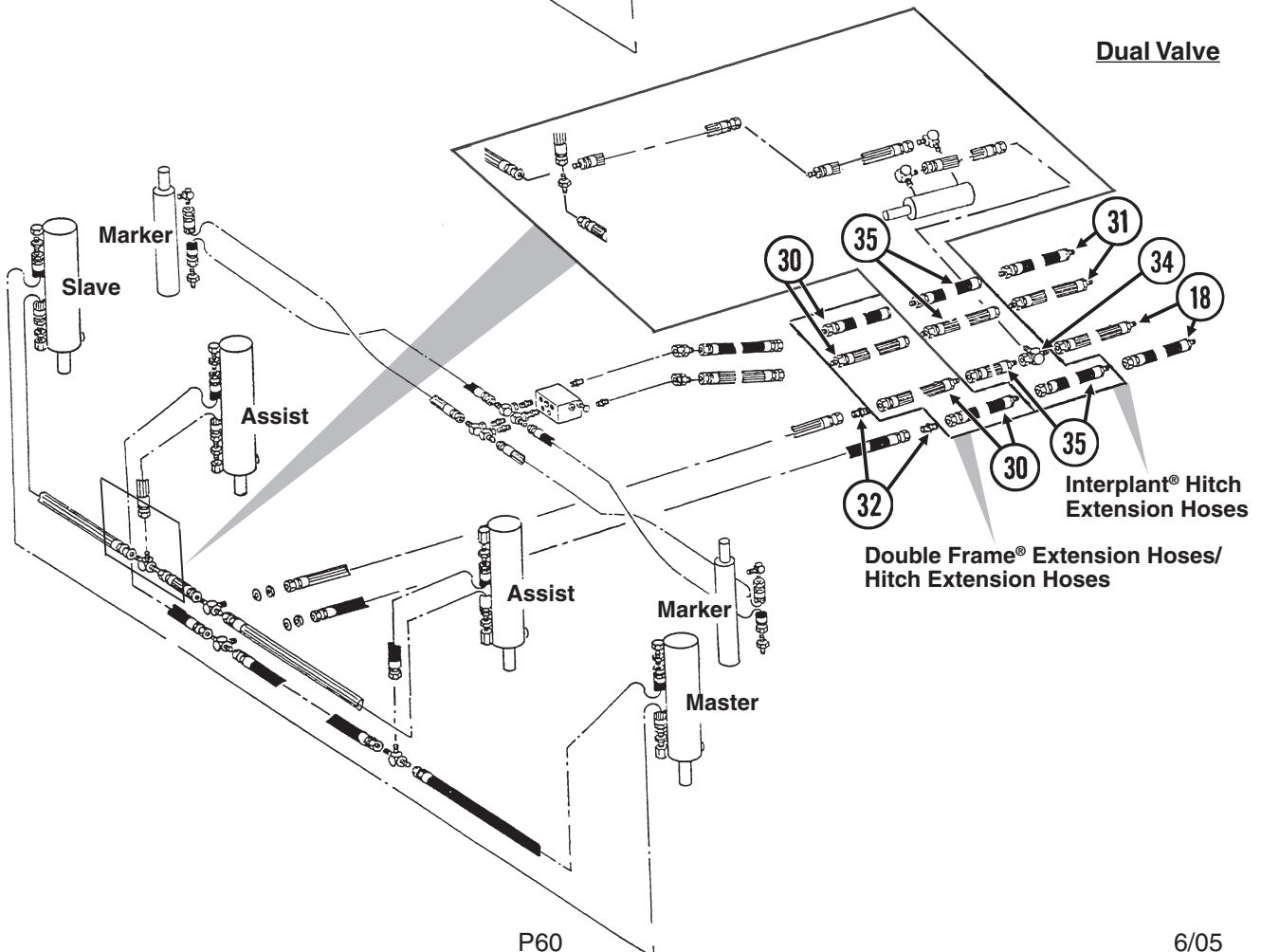
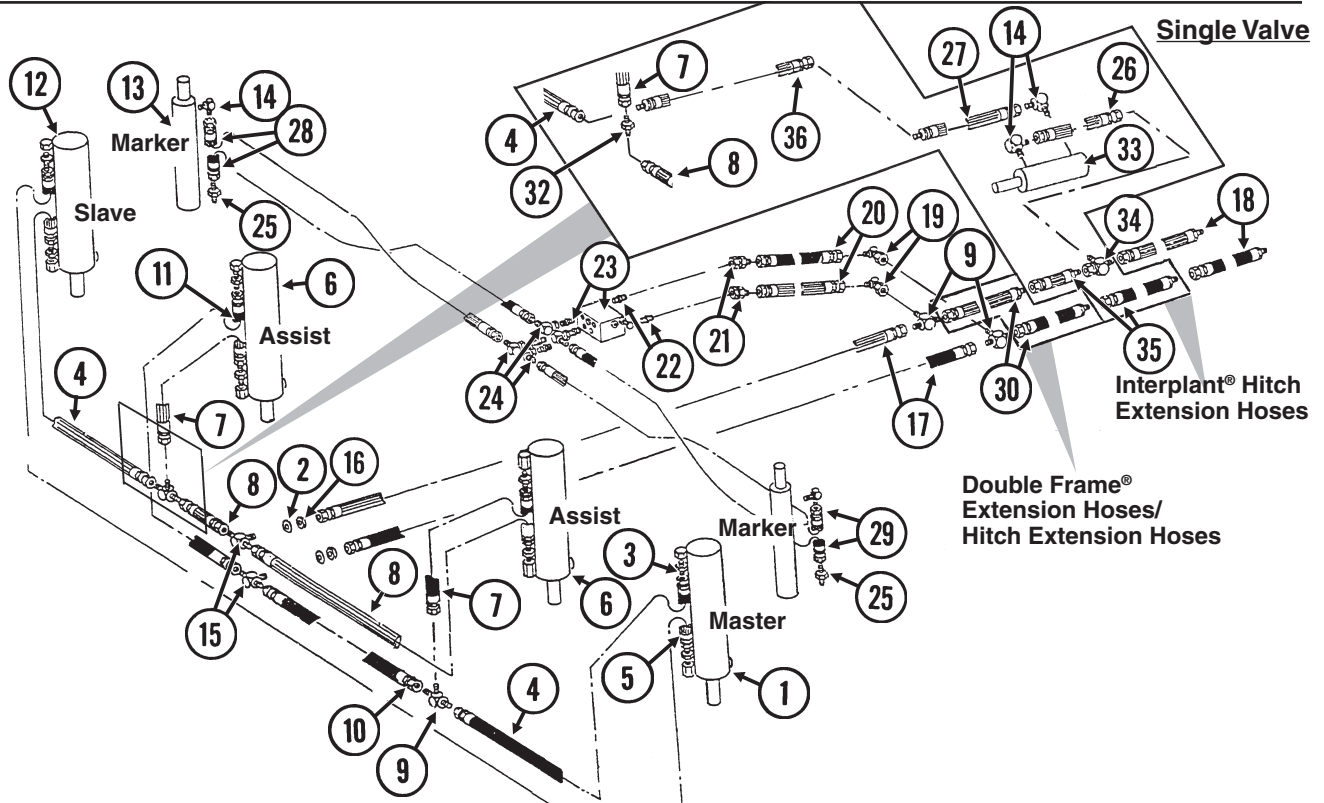


HYDRAULIC SYSTEM, 6 ROW 30" CONVENTIONAL ROW MARKER

ITEM	PART NO.	QTY.	DESCRIPTION
1.		-	See "Master Lift Cylinder", Page P50
2.	G10215	2	Machine Bushing, 3/4", 14 Gauge
3.	G6400-08	8	Connector W/O-Ring, 3/4"-16 Male JIC To O-Ring
	GR1037	-	O-Ring
4.	*A1018	2	Hose Assembly, 3/8" x 40"
5.	*A3115	1	Hose Assembly, 3/8" x 146"
6.		-	See "Lift Assist Cylinder", Page P51
7.	*A1000	2	Hose Assembly, 3/8" x 15"
8.	*A3119	1	Hose Assembly, 3/8" x 36"
9.	G2603-08	2	Tee, 3/4"-16 Male JIC
10.	*A1086	1	Hose Assembly, 3/8" x 28"
11.	*A1019	1	Hose Assembly, 3/8" x 44"
12.		-	See "Slave Lift Cylinder", Page P50
13.		-	See "Row Marker Cylinder", Page P52
14.	G6801-06-08	4	Elbow W/O-Ring, 90°, 9/16"-18 Male JIC To 3/4"-16 O-Ring
	GR1037	-	O-Ring
15.	G2703-08	2	Bulkhead Tee, 3/4"-16 Male JIC
16.	G306-08	2	Lock Nut, 3/4"-16
17.	*A1076	2	Hose Assembly, 3/8" x 30"
18.	*A3135	2	Hose Assembly, 3/8" x 100"
19.	G2603-08-08-06	2	Tee, 3/4"-16 Male JIC To 9/16"-18 JIC
20.	G6500-06	2	Swivel Elbow, 90°, 9/16"-18 Male JIC To Female
21.	*A1138	2	Hose Assembly, 1/4" x 29"
22.	G6502-06	2	Swivel Elbow, 45°, 9/16"-18 Male JIC To Female
23.		-	See "Row Marker Sequencing/Flow Control Valve", Pages P54 And P55 (For Valve Mounts See "Row Marker Sequencing/Flow Control Valve", Pages P54 And P55)
24.	G2403-08	1	Union, 3/4"-16 Male JIC
25.	G6602-08	1	Swivel Tee, 3/4"-16 JIC
26.	*A3208	1	Hose Assembly, 3/8" x 140", W/Interplant® Package
27.	*A1168	2	Hose Assembly, 1/4" x 120"
28.	*A1105	2	Hose Assembly, 1/4" x 125"
29.	*A1182	-	Hose Assembly, 1/4" x 30", W/Double Frame® Package
	*A1177	-	Hose Assembly, 1/4" x 24", W/Hitch Extensions
30.	*A3142	-	Hose Assembly, 3/8" x 30", W/Double Frame® Package
	*A3147	-	Hose Assembly, 3/8" x 24", W/Hitch Extensions
31.	*A1173	2	Hose Assembly, 1/4" x 100"
32.		-	See "Interplant® Lift Cylinder", Page P53
33.	G6801-08	2	Elbow W/O-Ring, 90°, 3/4"-16 Male JIC To O-Ring
	GR1037	-	O-Ring
34.	*A1076	1	Hose Assembly, 3/8" x 30", W/Interplant® Package
35.	*A3150	2	Hose Assembly, 3/8" x 56", W/Interplant® Package
36.	*A1179	2	Hose Assembly, 1/4" x 56", W/Interplant® Package
37.	*A3142	1	Hose Assembly, 3/8" x 30", W/Interplant® Package (Double Frame® Only)
38.	*A3175	1	Hose Assembly, 3/8" x 38"

* Hydraulic hose is not stocked by KINZE® Repair Parts, but can be made available on a special order basis. Call for quote.

HYDRAULIC SYSTEM, 6 ROW 36"/38" AND 8 ROW 30", TWO-FOLD LOW PROFILE ROW MARKER



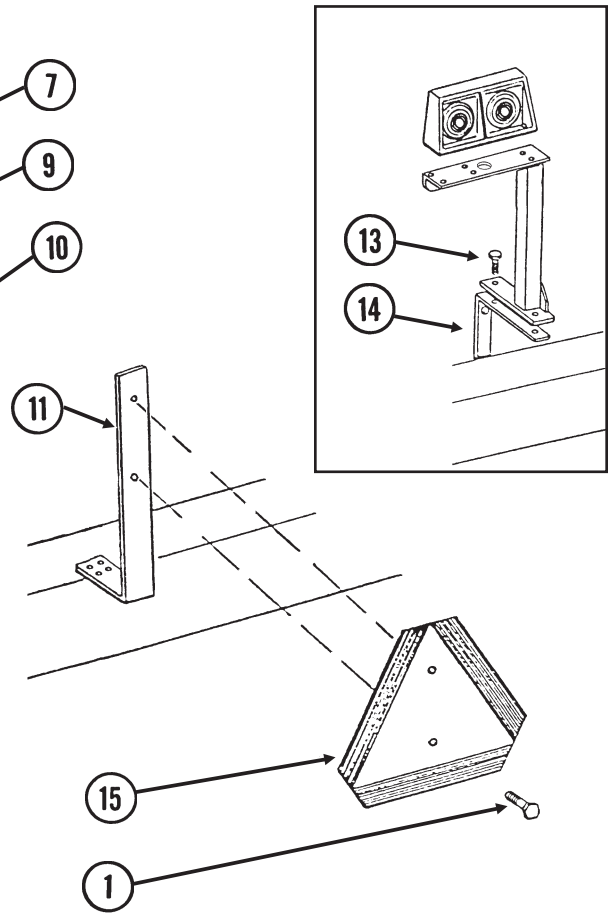
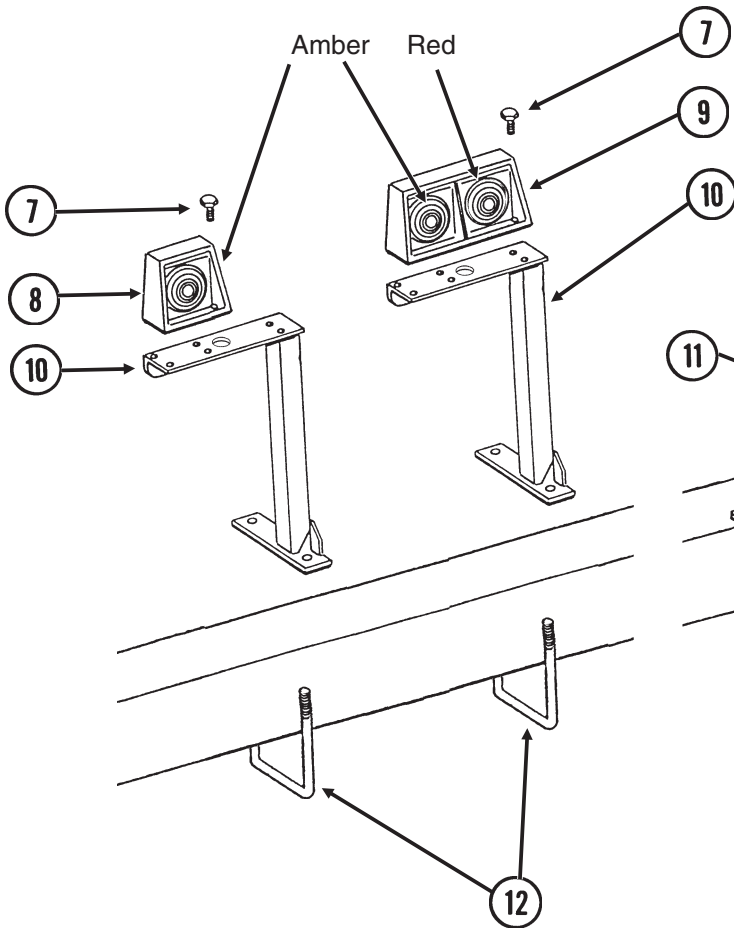
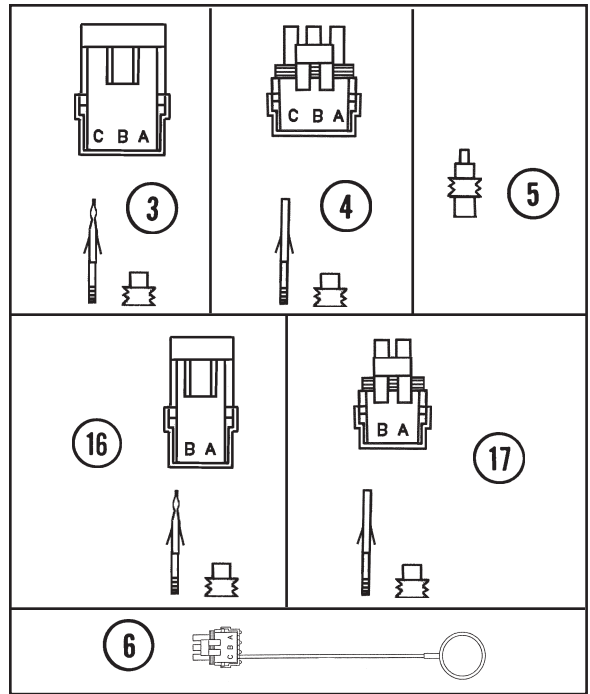
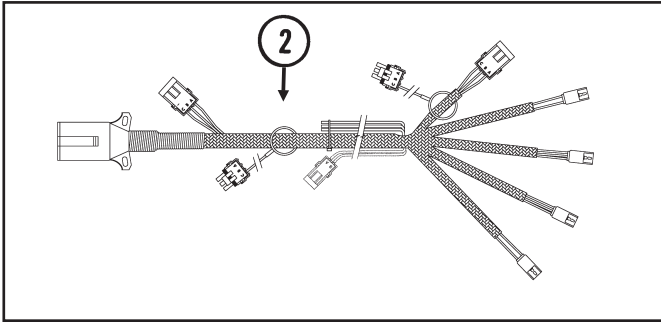
HYDRAULIC SYSTEM, 6 ROW 36"/38" AND 8 ROW 30", TWO-FOLD LOW PROFILE ROW MARKER

ITEM	PART NO.	QTY.	DESCRIPTION
1.		-	See "Master Lift Cylinder", Page P50
2.	G10215	2	Machine Bushing, 3/4", 14 Gauge
3.	G6400-08	8	Connector W/O-Ring, 3/4"-16 Male JIC To O-Ring
	GR1037	-	O-Ring
4.	*A1020	2	Hose Assembly, 3/8" x 48", 6 Row 36"/38"
	*A1018	-	Hose Assembly, 3/8" x 40", 8 Row 30"
5.	*A3132	1	Hose Assembly, 3/8" x 178", 6 Row 36"/38"
	*A1054	-	Hose Assembly, 3/8" x 204", 8 Row 30"
6.		-	See "Lift Assist Cylinder", Page P51
7.	*A1000	2	Hose Assembly, 3/8" x 15"
8.	*A1019	2	Hose Assembly, 3/8" x 44", 6 Row 36"/38"
	*A1055	-	Hose Assembly, 3/8" x 66", 8 Row 30"
9.	G2603-08	2	Tee, 3/4"-16 Male JIC
10.	*A1044	1	Hose Assembly, 3/8" x 34", 6 Row 36"/38"
	*A1021	-	Hose Assembly, 3/8" x 56", 8 Row 30"
11.	*A3128	1	Hose Assembly, 3/8" x 52", 6 Row 36"/38"
	*A1039	-	Hose Assembly, 3/8" x 76", 8 Row 30"
12.		-	See "Slave Lift Cylinder", Page P50
13.		-	See "Row Marker Cylinder", Page P52
14.	G6801-08	2	Elbow W/O-Ring, 90°, 3/4"-16 Male JIC To O-Ring
	GR1037	-	O-Ring
15.	G2703-08	2	Bulkhead Tee, 3/4"-16 Male JIC
16.	G306-08	2	Lock Nut, 3/4"-16
17.	*A1076	2	Hose Assembly, 3/8" x 30"
18.	*A3135	2	Hose Assembly, 3/8" x 100"
19.	G6500-08	2	Swivel Elbow, 90°, 3/4"-16 Male JIC To Female
20.	*A1079	2	Hose Assembly, 3/8" x 24"
21.	G6502-08	2	Swivel Elbow, 45°, 3/4"-16 Male JIC To Female
22.	G6400-08-06	2	Connector W/O-Ring, 3/4"-16 Male JIC To 1/16"-18 O-Ring
	GR1045	-	O-Ring
23.		-	See "Row Marker Sequencing/Flow Control Valve", Pages P54 And P55
24.	G6500-08-06	2	Swivel Elbow, 90°, 3/4"-16 Male JIC To 1/16"-18 Female
25.	G6400-08	2	Connector W/O-Ring, 3/4"-16 Male JIC To O-Ring
	GR1037	-	O-Ring
	G6400-08-04	-	Connector W/O-Ring, 3/4"-16 Male JIC To 7/16"-20 O-Ring
	GR1465	-	O-Ring
26.	*A1076	1	Hose Assembly, 3/8" x 30", W/Interplant® Package
27.	*A3208	1	Hose Assembly, 3/8" x 140", W/Interplant® Package, 6 Row 36"/38"
	*A3209	1	Hose Assembly, 3/8" x 170", W/Interplant® Package, 8 Row 30"
28.	*A1013	2	Hose Assembly, 3/8" x 150", 6 Row 36"/38"
	*A1090	-	Hose Assembly, 3/8" x 162", 8 Row 30"
29.	*A3137	2	Hose Assembly, 3/8" x 140", 6 Row 36"/38"
	*A3114	-	Hose Assembly, 3/8" x 156", 8 Row 30"
30.	*A3142	-	Hose Assembly, 3/8" x 30", W/Double Frame® Package
	*A3147	-	Hose Assembly, 3/8" x 24", W/Hitch Extensions
31.	*A3143	2	Hose Assembly, 3/8" x 100"
32.	G2403-08	-	Union, 3/4"-16 Male JIC
33.		-	See "Interplant® Lift Cylinder", Page P53
34.	G6602-08	1	Swivel Tee, 3/4"-16 JIC
35.	*A3150	2-4	Hose Assembly, 3/8" x 56", W/Interplant® Package
36.	*A3142	1	Hose Assembly, 3/8" x 30", W/Interplant® Package (Double Frame® Only)

* Hydraulic hose is not stocked by KINZE® Repair Parts, but can be made available on a special order basis. Call for quote.

ELECTRICAL COMPONENTS AND SMV SIGN

PFA052/PFA055(ELC9/A9206a/MTR27a/ELC8/PT49f)


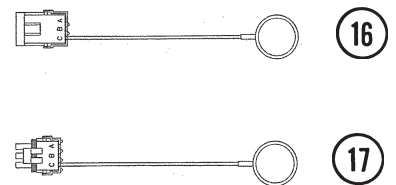
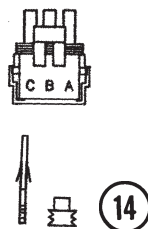
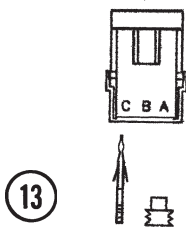
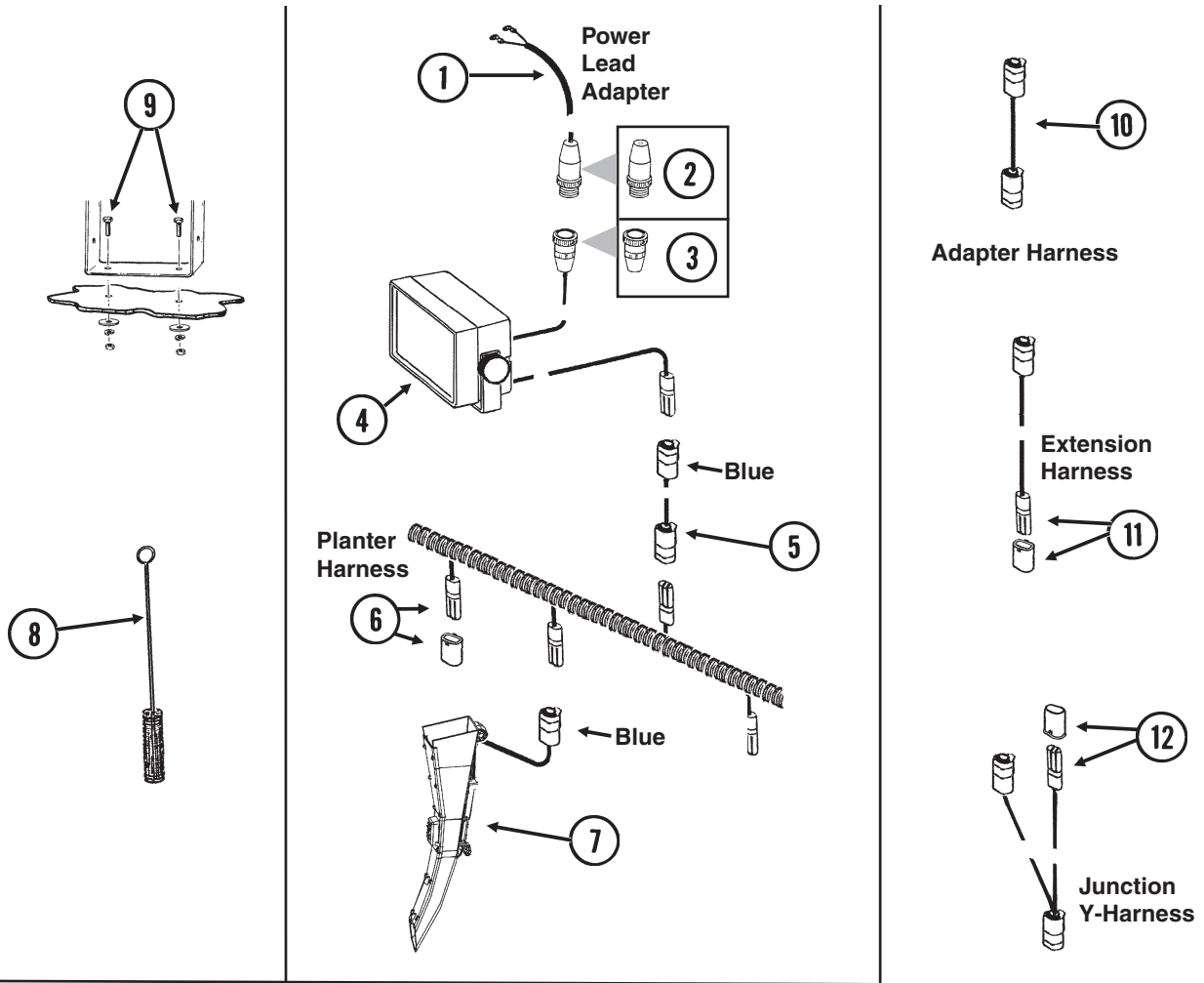


ELECTRICAL COMPONENTS AND SMV SIGN

ITEM	PART NO.	QTY.	DESCRIPTION
1.	G10023	2	Hex Head Cap Screw, 1/4"-20 x 3/4"
	G10110	2	Lock Nut, 1/4"-20, Grade B
2.	GA9207	-	Wiring Harness W/7 Terminal Female Connector, 329", 4 Row 30"/36"/38" And 6 Row 30" (4 Light Connections)
	GA9206	-	Wiring Harness W/7 Terminal Female Connector, 396", 6 Row 36"/38" And 8 Row 30" (4 Light Connections)
	GA5385	-	7 Terminal Female Connector
3.	G1K248	-	3-Pin Female Connector Kit (Black), Includes: (3) 3-Pin Female Housings, (9) Pin Contacts, (9) Seals
4.	G1K252	-	3-Pin Male Connector Kit (Black), Includes: (3) 3-Pin Male Housings, (9) Socket Contacts, (9) Seals
5.	GD11089	-	Sealing Plug
6.	GA8047	-	Dust Plug (Black)
7.	G10064	8-16	Hex Head Cap Screw, 1/4"-20 x 1"
	G10209	8-16	Washer, 1/4" USS
	G10110	8-16	Lock Nut, 1/4"-20, Grade B
8.	GA6701	1	Single Amber Light Assembly
	GR1204	-	Amber Lens
	GR1206	-	Rubber Grommet (2)
	GR1207	-	Lamp Unit
	GR1208	-	Bulb
9.	GA6699	1	Double Light Assembly
	GA6700	1	Double Light Assembly (Shown)
	GR1203	-	Red Lens
	GR1204	-	Amber Lens
	GR1205	-	Cover
	GR1206	-	Rubber Grommet (4)
	GR1207	-	Lamp Unit
10.	GA6823	1	Bracket, L.H. (Shown)
	GA6824	1	Bracket, R.H.
11.	GD7152	1	Bracket
12.	GD7145	2-4	U-Bolt, 7" x 7" x 1/2"-13
	G10228	4-8	Lock Washer, 1/2"
	G10102	4-8	Hex Nut, 1/2"-13
13.	G10039	-	Hex Head Cap Screw, 1/2"-13 x 1 3/4"
	G10228	-	Lock Washer, 1/2"
	G10102	-	Hex Nut, 1/2"-13
14.	GD8304	-	Bracket (Used To Mount Light Bracket When HD Single Disc Fertilizer Openers Are Used)
15.	GD2199	1	SMV Sign
16.	G1K321	-	2-Pin Female Connector Kit (Black), Includes: (3) 2-Pin Female Housings, (6) Pin Contacts, (6) Seals
17.	G1K320	-	2-Pin Male Connector Kit (Black), Includes: (3) 2-Pin Male Housings, (6) Socket Contacts, (6) Seals

KPM I ELECTRONIC SEED MONITOR

(MTR46b)



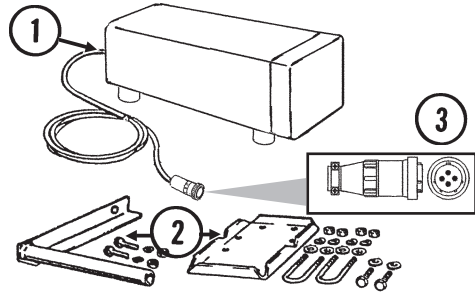
KPM I ELECTRONIC SEED MONITOR

ITEM	PART NO.	QTY.	DESCRIPTION
1.	GA7856	1	Power Lead Adapter
2.	G1K267	-	Power Lead Adapter Connector Kit, Includes: (1) Cable Clamp, (1) 3-Pin Connector, (3) Male Terminal Pins
3.	G1K268	-	Console Cable Connector Kit, Includes: (1) Cable Clamp, (1) 3-Pin Connector, (1) Lock Ring, (3) Female Terminal Pins
4.	GA10570	1	KPM I Backlit Console W/Mounting Bracket, Fuse Holder And Fuse, Power Lead Adapter (Item 11), Brush (Item 23) And Dust Plug (Item 34)
	GR1390	-	Mounting Bracket, KPM I
	GR1392	-	Console Mounting Bracket Hardware Package (Includes 2 Knobs And 1/4" Hardware)
	GA10601	-	Fuse Holder
	GD7639	-	Fuse
5.		-	Included In Planter Wiring Harness, See Item 2, Pages P62 And P63
6.	GA8021	-	Planter Harness W/Dust Caps, 4 Row (7 Connectors)
	GA8022	-	Planter Harness W/Dust Caps, 6 Row (9 Connectors)
	GA7850	-	Planter Harness W/Dust Caps, 8 Row (12 Connectors)
	GD11993	-	Dust Cap
7.	GA10901	-	Seed Tube W/Computerized Sensor (Shown)
	GR1629	-	Sensor Only
	GA10940	-	Seed Tube (With Holes For Sensor Installation)
8.	GR0594	-	Brush
9.	G10022	2	Hex Head Cap Screw, 1/4"-20 x 1/2"
	G10211	2	Washer, 1/4" SAE
	G10227	2	Lock Washer, 1/4"
	G10103	2	Hex Nut, 1/4"-20
10.	GA7857	-	Adapter Harness, 1'
11.	GA7854	-	Extension Harness W/Dust Cap, 15'
	GA7855	-	Extension Harness W/Dust Cap, 30'
	GD11993	-	Dust Cap
12.	GA7853	-	Junction Y-Harness W/Dust Cap
	GD11993	-	Dust Cap
13.	G1K248	-	3-Pin Female Connector Kit (Black), Includes: (3) 3-Pin Female Housings, (9) Pin Contacts, (9) Seals
	G1K362	-	3-Pin Female Connector Kit (Blue), Includes: (3) 3-Pin Female Housings, (9) Pin Contacts, (9) Seals
14.	G1K252	-	3-Pin Male Connector Kit (Black), Includes: (3) 3-Pin Male Housings, (9) Socket Contacts, (9) Seals
	G1K363	-	3-Pin Male Connector Kit (Blue), Includes: (3) 3-Pin Male Housings, (9) Socket Contacts, (9) Seals
15.	GD11089	-	Sealing Plug
16.	GA8046	-	Dust Plug (Black)
	GA9978	-	Dust Plug (Blue)
17.	GA8047	-	Dust Plug (Black)
	GA9979	-	Dust Plug (Blue)

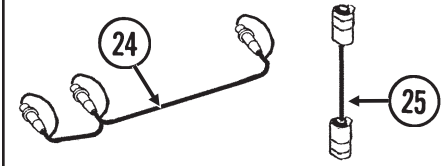
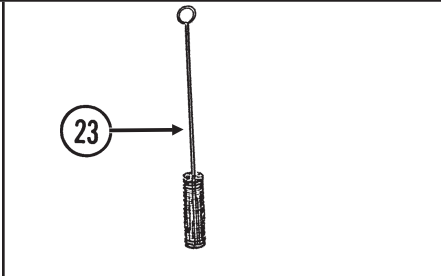
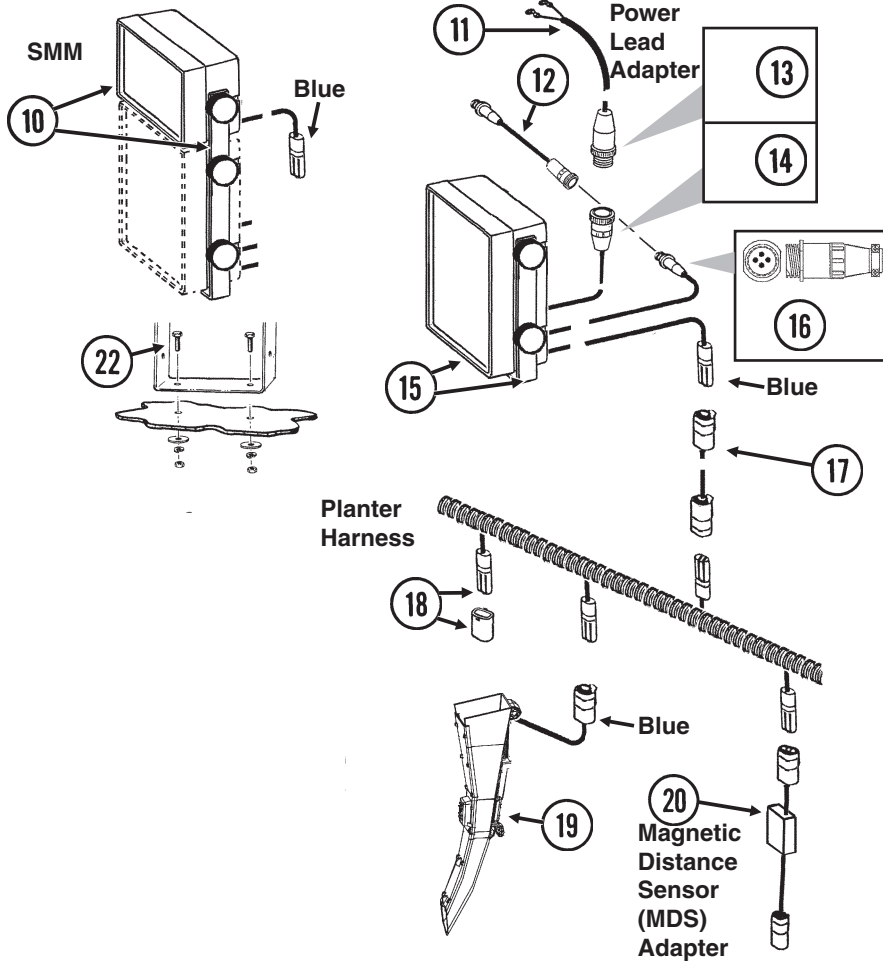
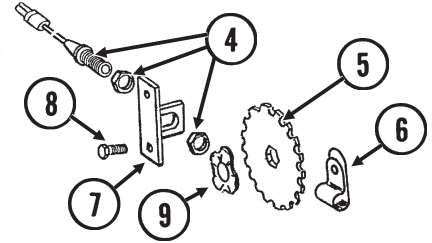
KPM II STACK-MODE ELECTRONIC SEED MONITOR

(MTR46d/A10901a)


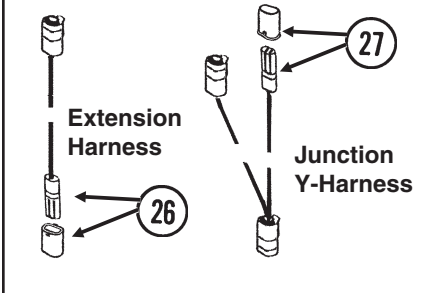
Radar Distance Sensor



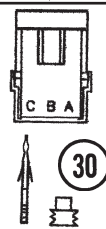

Magnetic Distance Sensor (MDS)



Radar Y-Cable Adapter Harness




Acre Counter Switch Kit



32



34



21

ITEM	PART NO.	QTY.	DESCRIPTION
1.	GA7858	-	Radar Distance Sensor W/20' Cable
2.	GA8026	-	Radar Sensor Pipe/Mounting Bracket Package
3.	G1K323	-	4-Pin Connector Kit W/Female Housing, Includes: (4) Pins And (1) Cable Clamp
4.	GA5600	1	Magnetic Distance Sensor
5.	GD8751	-	Magnetic Distance Sensor Pulse Wheel
6.	GD6291	-	Insulated Clamp, 3/8"
7.	GD8770	1	Bracket

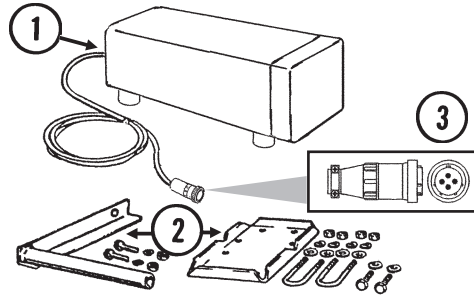
KPM II STACK-MODE ELECTRONIC SEED MONITOR

ITEM	PART NO.	QTY.	DESCRIPTION
8.	G10001	2	Hex Head Cap Screw, 3/8"-16 x 1"
	G10229	2	Lock Washer, 3/8"
	G10101	2	Hex Nut, 3/8"-16
9.	GD8771	1	Spring Wave Washer
10.	GA9857	1	SMM Backlit Console W/Mounting Bracket And Dust Plug (Item 36)
	GR1631	-	Mounting Bracket, KPM II Stack-Mode And SMM Consoles
	GR1632	-	Console Mounting Bracket Hardware Package (Includes 2 Knobs And 1/4" Hardware)
11.	GA7856	1	Power Lead Adapter
12.	GA9144	-	Monitor/Radar Adapter Cable, 10"
13.	G1K267	-	Power Lead Adapter Connector Kit, Includes: (1) Cable Clamp, (1) 3-Pin Connector, (3) Male Terminal Pins
14.	G1K268	-	Console Cable Connector Kit, Includes: (1) Cable Clamp, (1) 3-Pin Connector, (1) Lock Ring, (3) Female Terminal Pins
15.	GA10575	-	KPM II Backlit Console W/Mounting Bracket, Fuse Holder And Fuse, Power Lead Adapter (Item 11), Brush (Item 23), Dust Plug (Item 34) And Monitor/Radar Adapter, 10" (Item 12)
	GR1391	-	Mounting Bracket, KPM II
	GR1393	-	Console Mounting Bracket Hardware Package (Includes 4 Knobs And 1/4" Hardware)
	GA10601	-	Fuse Holder
	GD7639	-	Fuse
16.	G1K322	-	4-Pin Connector Kit W/Male Housing, (4) Female Socket Contacts And (1) Cable Clamp
17.		-	Included In Planter Wiring Harness, See Item 2, Pages P62 And P63
18.	GA8021	-	Planter Harness W/Dust Caps, 4 Row (7 Connectors)
	GA8022	-	Planter Harness W/Dust Caps, 6 Row (9 Connectors)
	GA7850	-	Planter Harness W/Dust Caps, 8 Row (12 Connectors)
	GD11993	-	Dust Cap
19.	GA10901	-	Seed Tube W/Computerized Sensor
	GR1629	-	Sensor Only
	GA10940	-	Seed Tube (With Holes For Sensor Installation)
20.	GA7859	1	Magnetic Distance Sensor Adapter (Analog To Digital)
21.	GA8047	-	Dust Plug (Black)
	GA9979	-	Dust Plug (Blue)
22.	G10022	2	Hex Head Cap Screw, 1/4"-20 x 1/2"
	G10211	2	Washer, 1/4" SAE
	G10227	2	Lock Washer, 1/4"
	G10103	2	Hex Nut, 1/4"-20
23.	GR0594	-	Brush
24.	GR0586	1	Radar Y-Cable (Used To Connect Radar Distance Sensor For Multiple Functions)
25.	GA7857	-	Adapter Harness, 1'
26.	GA7854	-	Extension Harness W/Dust Cap, 15'
	GA7855	-	Extension Harness W/Dust Cap, 30'
	GD11993	-	Dust Cap
27.	GA7853	-	Junction Y-Harness W/Dust Cap
	GD11993	-	Dust Cap
28.	G1K321	-	2-Pin Female Connector Kit (Black), Includes: (3) 2-Pin Female Housings, (6) Pin Contacts, (6) Seals
29.	G1K320	-	2-Pin Male Connector Kit (Black), Includes: (3) 2-Pin Male Housings, (6) Socket Contacts, (6) Seals
30.	G1K248	-	3-Pin Female Connector Kit (Black), Includes: (3) 3-Pin Female Housings, (9) Pin Contacts, (9) Seals
	G1K362	-	3-Pin Female Connector Kit (Blue), Includes: (3) 3-Pin Female Housings, (9) Pin Contacts, (9) Seals
31.	G1K252	-	3-Pin Male Connector Kit (Black), Includes: (3) 3-Pin Male Housings, (9) Socket Contacts, (9) Seals
	G1K363	-	3-Pin Male Connector Kit (Blue), Includes: (3) 3-Pin Male Housings, (9) Socket Contacts, (9) Seals
32.	GD11089	-	Sealing Plug
33.	G1K249	-	Acre Counter Switch Kit
34.	GA8046	-	Dust Plug (Black)
	GA9978	-	Dust Plug (Blue)
A.	GA6147	-	Magnetic Distance Sensor And Mounting Package (Items 4-9)

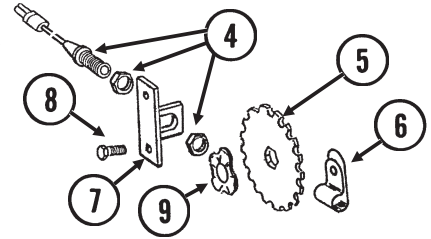
KPM III ELECTRONIC SEED MONITOR

(MTR46dd)

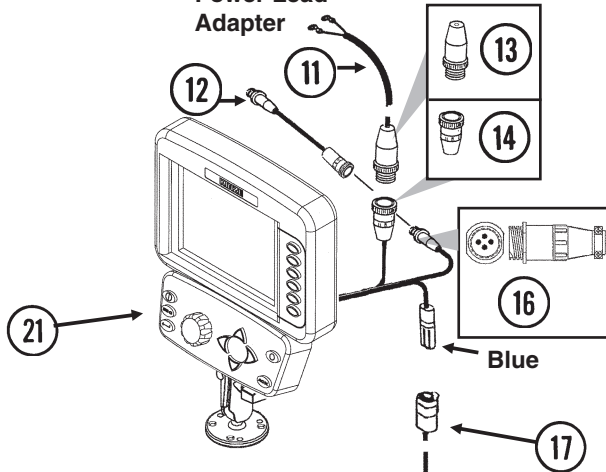
Radar Distance Sensor




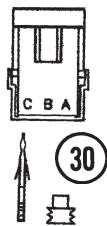



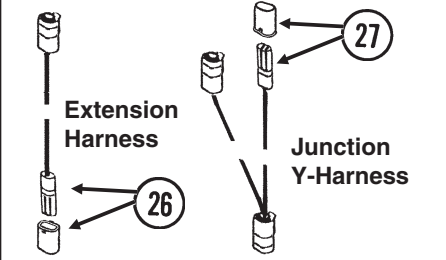
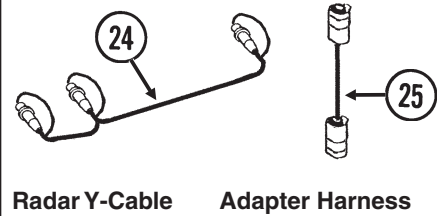
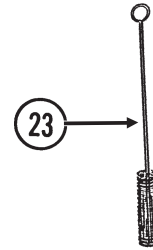
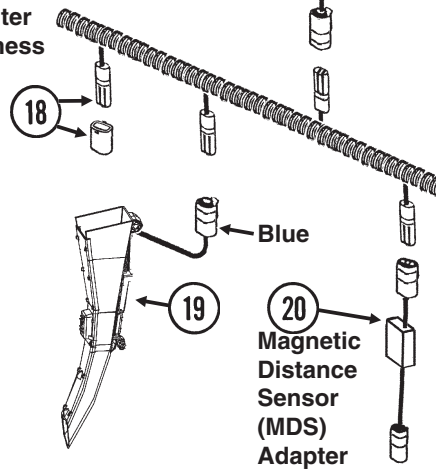
Magnetic Distance Sensor (MDS)





Power Lead Adapter



Planter Harness



32



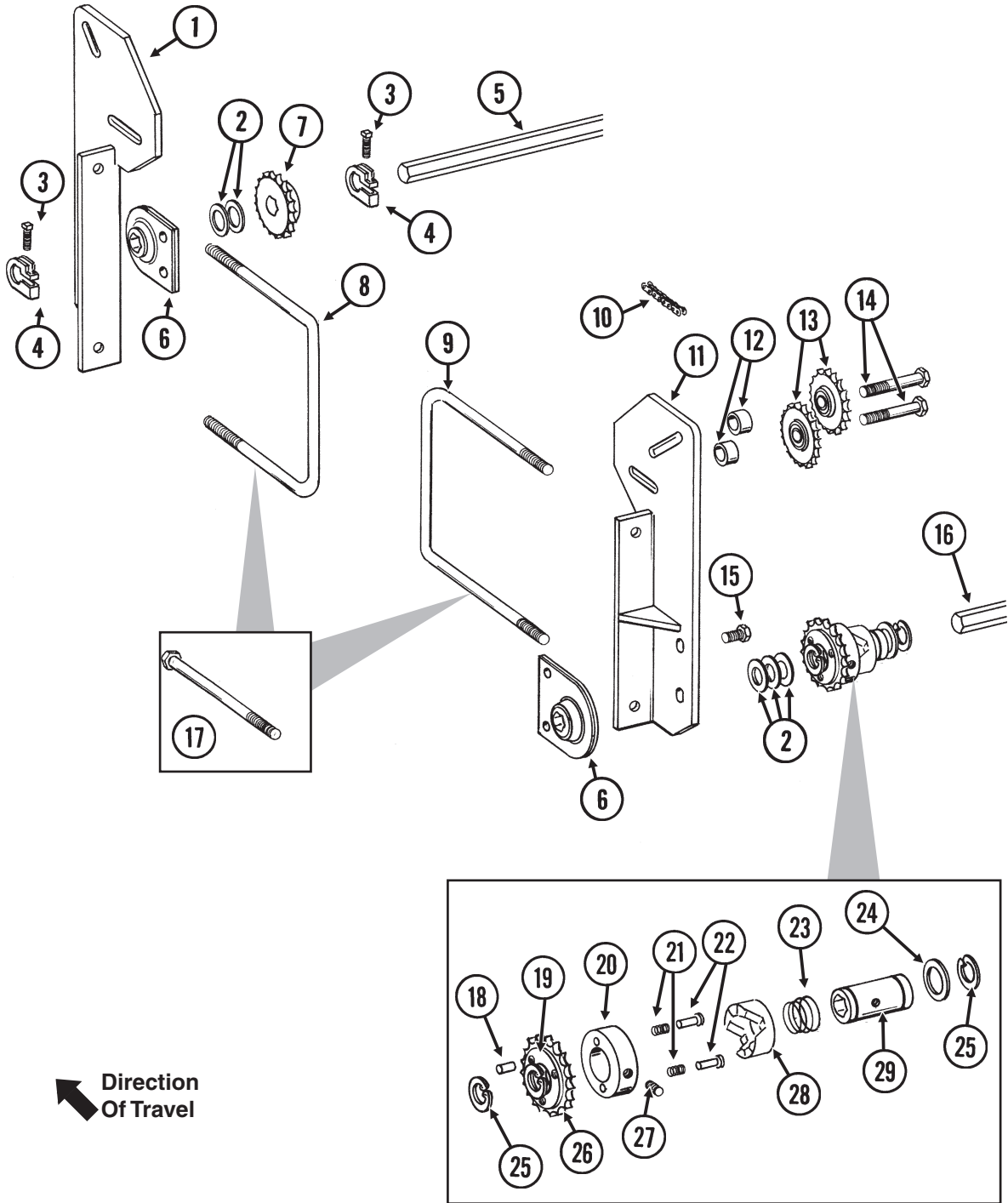
ITEM	PART NO.	QTY.	DESCRIPTION
1.	GA7858	-	Radar Distance Sensor W/20' Cable
2.	GA8026	-	Radar Sensor Pipe/Mounting Bracket Package
3.	G1K323	-	4-Pin Connector Kit W/Female Housing, Includes: (4) Pins And (1) Cable Clamp
4.	GA5600	1	Magnetic Distance Sensor

KPM III ELECTRONIC SEED MONITOR

ITEM	PART NO.	QTY.	DESCRIPTION
5.	GD8751	-	Magnetic Distance Sensor Pulse Wheel
6.	GD6291	-	Insulated Clamp, 3/8"
7.	GD8770	1	Bracket
8.	G10001	2	Hex Head Cap Screw, 3/8"-16 x 1"
	G10229	2	Lock Washer, 3/8"
	G10101	2	Hex Nut, 3/8"-16
9.	GD8771	1	Spring Wave Washer
10.	G1K249	-	Acre Counter Switch Kit
11.	GA7856	1	Power Lead Adapter
12.	GA9144	-	Monitor/Radar Adapter Cable, 10"
13.	G1K267	-	Power Lead Adapter Connector Kit, Includes: (1) Cable Clamp, (1) 3-Pin Connector, (3) Male Terminal Pins
14.	G1K268	-	Console Cable Connector Kit, Includes: (1) Cable Clamp, (1) 3-Pin Connector, (1) Lock Ring, (3) Female Terminal Pins
15.	GA8046	-	Dust Plug (Black)
	GA9978	-	Dust Plug (Blue)
16.	G1K322	-	4-Pin Connector Kit W/Male Housing, (4) Female Socket Contacts And (1) Cable Clamp
17.		-	Included In Planter Wiring Harness, See Item 2, Pages P62 And P63
18.	GA8021	-	Planter Harness W/Dust Caps, 4 Row (7 Connectors)
	GA8022	-	Planter Harness W/Dust Caps, 6 Row (9 Connectors)
	GA7850	-	Planter Harness W/Dust Caps, 8 Row (12 Connectors)
	GD11993	-	Dust Cap
19.	GA10901	-	Seed Tube W/Computerized Sensor
	GR1629	-	Sensor Only
	GA10940	-	Seed Tube (With Holes For Sensor Installation)
20.	GA7859	1	Magnetic Distance Sensor Adapter (Analog To Digital)
21.	GA11039	1	KPM III Backlit Console W/Brush (Item 23), Dust Plug (Item 34), Mounting Bracket Assembly, Console Mounting Bracket Hardware And Power Harness
	GR1761	-	Mounting Bracket Assembly, Includes: (2) Mounting Brackets, (2) Connector Halves, (1) Compression Spring, (1) Tension Knob, (1) 1/4"-20 x 1 3/4" Hex Head Cap Screw, (1) 1/4" Plastic Washer, (1) 1/4" Steel Washer
	GR1762	-	Console Mounting Bracket Hardware Package, Includes: (3) No. 10-32 x 5/8" Hex Socket Pan Head Plated Screws, (3) 1/4" Plated Lock Washers
	GR1764	-	Power Harness
22.	GA8047	-	Dust Plug (Black)
	GA9979	-	Dust Plug (Blue)
23.	GR0594	-	Brush
24.	GR0586	1	Radar Y-Cable (Used To Connect Radar Distance Sensor For Multiple Functions)
25.	GA7857	-	Adapter Harness, 1'
26.	GA7854	-	Extension Harness W/Dust Cap, 15'
	GA7855	-	Extension Harness W/Dust Cap, 30'
	GD11993	-	Dust Cap
27.	GA7853	-	Junction Y-Harness W/Dust Cap
	GD11993	-	Dust Cap
28.	G1K321	-	2-Pin Female Connector Kit (Black), Includes: (3) 2-Pin Female Housings, (6) Pin Contacts, (6) Seals
29.	G1K320	-	2-Pin Male Connector Kit (Black), Includes: (3) 2-Pin Male Housings, (6) Socket Contacts, (6) Seals
30.	G1K248	-	3-Pin Female Connector Kit (Black), Includes: (3) 3-Pin Female Housings, (9) Pin Contacts, (9) Seals
	G1K362	-	3-Pin Female Connector Kit (Blue), Includes: (3) 3-Pin Female Housings, (9) Pin Contacts, (9) Seals
31.	G1K252	-	3-Pin Male Connector Kit (Black), Includes: (3) 3-Pin Male Housings, (9) Socket Contacts, (9) Seals
	G1K363	-	3-Pin Male Connector Kit (Blue), Includes: (3) 3-Pin Male Housings, (9) Socket Contacts, (9) Seals
32.	GD11089	-	Sealing Plug
A.	GA6147	-	Magnetic Distance Sensor And Mounting Package (Items 4-9)

INTERPLANT® PUSH ROW UNIT DRIVE

PTD093(PT75e)

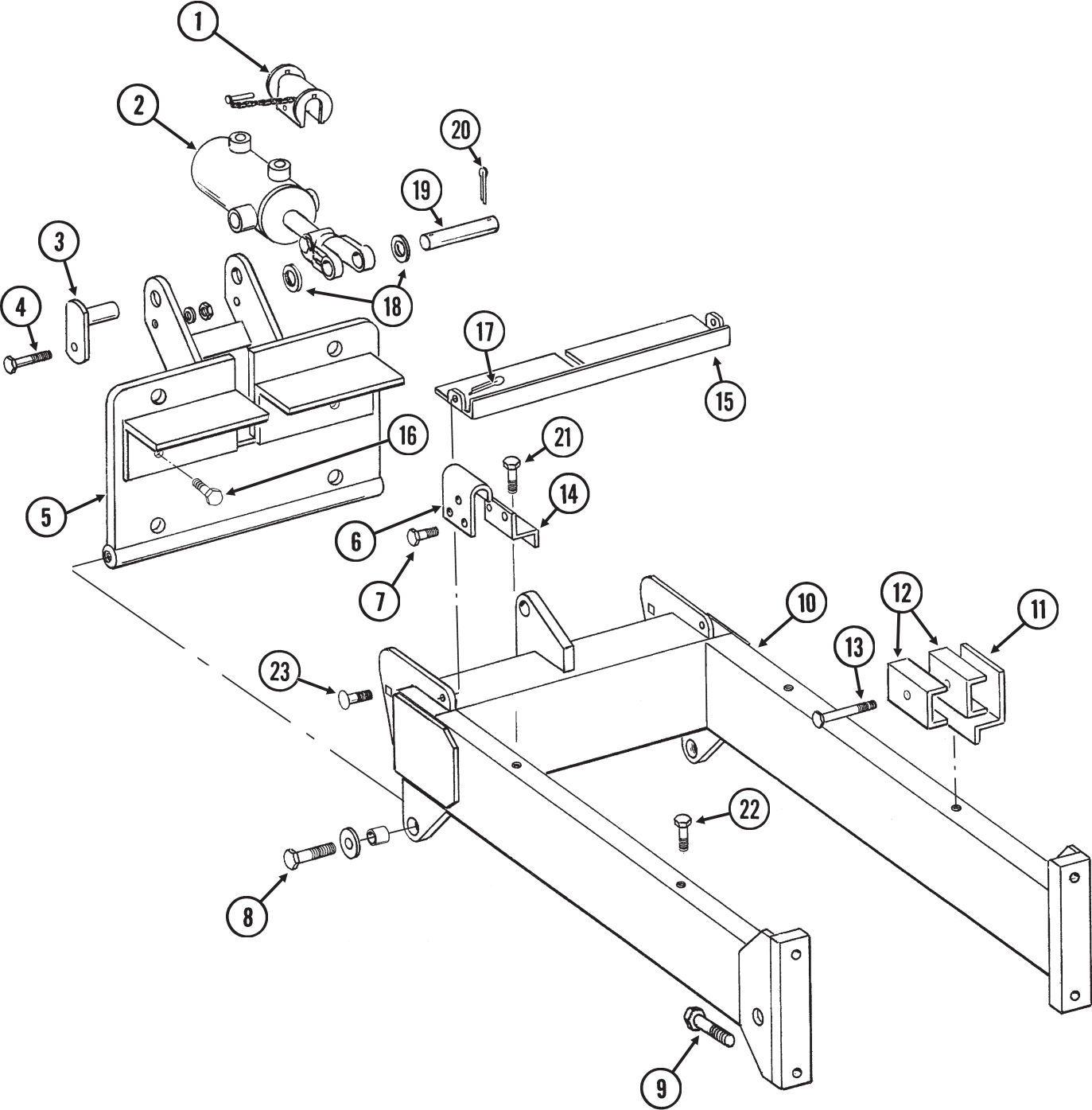


INTERPLANT® PUSH ROW UNIT DRIVE

ITEM	PART NO.	QTY.	DESCRIPTION
1.	GA8717	1	Front Mount
2.	G10233	5	Machine Bushing, 1", 10 Gauge
3.	G10130	2	Square Head Machine Bolt, 5/16"-18 x 1 3/4"
	G10923	2	Flange Nut, 5/16"-18, No Serration
4.	GD11045	2	Lock Clamp
5.	GD0914-84	1	Hex Shaft, 7/8" x 84" (No Holes), 4 Row 30"
	GD0914-105	-	Hex Shaft, 7/8" x 105" (No Holes), 4 Row 36"/38"
	GD0914-144	-	Hex Shaft, 7/8" x 144" (No Holes), 6 Row 30"
	GD0914-180	-	Hex Shaft, 7/8" x 180" (No Holes), 6 Row 36"/38"
	GD0914-205	-	Hex Shaft, 7/8" x 205" (No Holes), 8 Row 30"
6.	GA2180	2	Hanger Bearing, 7/8" Hex Bore
7.	GA5107	1	Sprocket, 19 Tooth
8.	GD11721	1	U-Bolt, 5" x 7" x 1/2"-13 (Double Frame® Planters)
	G10228	2	Lock Washer, 1/2"
	G10102	2	Hex Nut, 1/2"-13
9.	GD7145	1	U-Bolt, 7" x 7" x 1/2"-13 (Double Frame® Planters)
	G10228	2	Lock Washer, 1/2"
	G10102	2	Hex Nut, 1/2"-13
10.	G3310-138	1	Chain, No. 40, 138 Pitch Including Connector Link (Single Frame Planters)
	G3310-252	-	Chain, No. 40, 252 Pitch Including Connector Link (Double Frame® Planters)
	GR0912	-	Connector Link, No. 40
11.	GA8716	1	Rear Mount
12.	GD9229	4	Spacer, 1 1/4" O.D. x 1/2" Long
13.	GA7154	4	Sprocket W/Bearing, 18 Tooth
14.	G10581	4	Hex Head Cap Screw, 1/2"-13 x 2 1/4"
	G10168	4	Machine Bushing, 1/2", 7 Gauge
	G10228	4	Lock Washer, 1/2"
	G10102	4	Hex Nut, 1/2"-13
15.	G10001	-	Hex Head Cap Screw, 3/8"-16 x 1"
	G10229	-	Lock Washer, 3/8"
	G10101	-	Hex Nut, 3/8"-16
16.		-	See "Driveline", Pages P40 And P41
17.	G10909	2	Hex Head Cap Screw, 1/2"-13 x 9" (Single Frame Planters)
	G10228	2	Lock Washer, 1/2"
	G10102	2	Hex Nut, 1/2"-13
18.	G10968	1	Spring Pin, 5/32" x 7/16"
19.	GR1406	1	Bushing
20.	GR1405	1	Lock Collar
21.	GR1413	2	Spring
22.	GR1410	2	Pin
23.	GR1408	1	Compression Spring
24.	GR1411	1	Shim
25.	G10496	2	External Inverted Snap Ring, 1 1/2"
26.	GR1412	1	Sprocket, 19 Tooth
27.	G10535	1	Hex Socket Set Screw, 3/8"-16 x 3/4"
28.	GR1409	1	Knurled Collar
29.	GR1407	1	Drive Shaft
A.	GA8092	-	Clutch Sprocket Assembly, 19 Tooth (Items 18-29)
B.	G1K269	-	Lock Clamp Kit (Items 3 And 4)
C.	G1K331	-	Clutch Sprocket Kit (Items 18, 19 And 26)

INTERPLANT® SELF-LEVELING HITCH EXTENSION

(PT73d)

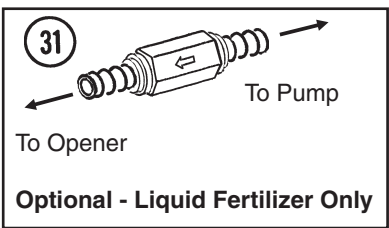
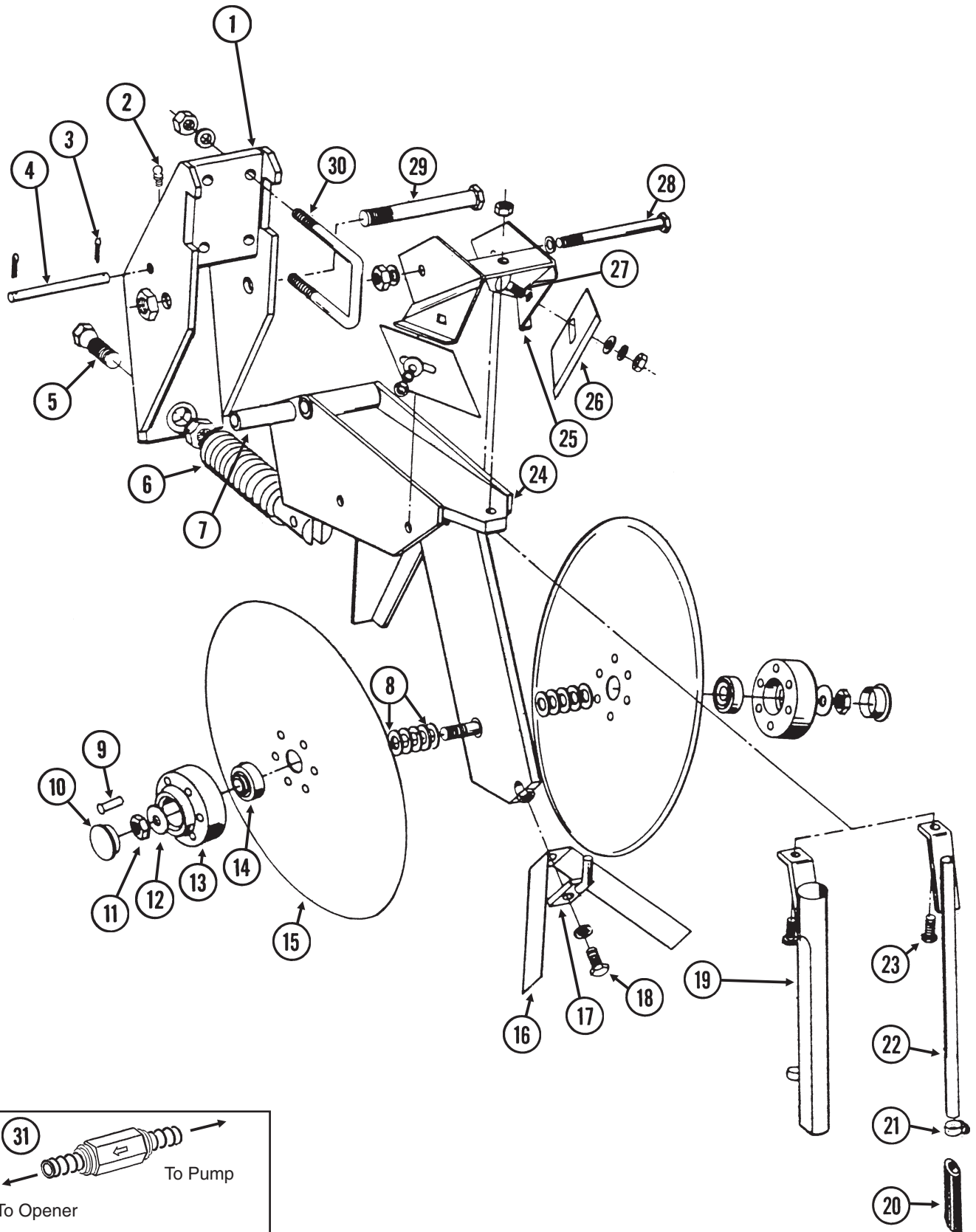


INTERPLANT® SELF-LEVELING HITCH EXTENSION

ITEM	PART NO.	QTY.	DESCRIPTION
1.	GA9872	1	Lockup W/Pin
2.		-	See "Interplant® Lift Cylinder", Page P53
3.	GA6761	2	Pin
4.	G10581	2	Hex Head Cap Screw, 1/2"-13 x 2 1/4"
	G10206	2	Washer, 1/2" SAE
	G10111	2	Lock Nut, 1/2"-13
5.	GA8487	1	Hinge
6.	GD7944	1	Mount
7.	G10001	2	Hex Head Cap Screw, 3/8"-16 x 1"
	G10229	2	Lock Washer, 3/8"
	G10101	2	Hex Nut, 3/8"-16
8.	G10645	2	Hex Head Cap Screw, 1"-8 x 3", Grade 8
	GD10231	2	Special Washer, 1 1/16" I.D. x 2" O.D.
	GD11535	2	Bushing, 1 1/2" O.D.
9.		-	See "Hitch And Frame Assembly/Safety Chain", Pages P34 And P35
10.	GA8488	1	Hitch Extension W/Grease Fittings, 4 Row 30", 6 Row 30" And 8 Row 30" (Shown)
	GA8656	-	Hitch Extension W/Grease Fittings, 4 Row 36"/38" And 6 Row 36"/38"
	G10640	-	Grease Fitting, 1/4"-28
11.	GD11657	2	Mount
12.	GD6027	4	Hose Clamp, 3/4" x 2 1/2" x 2 1/2"
13.	G10325	2	Hex Head Cap Screw, 3/8"-16 x 2 3/4"
	G10108	2	Lock Nut, 3/8"-16
14.	GD11662	1	Mounting Bracket
15.	GA8676	1	Shield
16.	G10428	2	Hex Head Cap Screw, 5/8"-11 x 3/4"
17.	G10451	2	Cotter Pin, 1/8" x 1"
18.	G10226	2	Washer, 1 1/4" SAE
19.	GD11559	1	Pin, 1 1/4" x 4 7/8"
20.	G10460	2	Cotter Pin, 1/4" x 2"
21.	G10001	3	Hex Head Cap Screw, 3/8"-16 x 1"
	G10229	3	Lock Washer, 3/8"
	G10210	3	Washer, 3/8" USS
22.	G10001	1	Hex Head Cap Screw, 3/8"-16 x 1"
23.	G10574	2	Carriage Bolt, 1/2"-13 x 1 1/4"
	G10206	2	Washer, 1/2" SAE
	G10111	2	Lock Nut, 1/2"-13

DOUBLE DISC FERTILIZER OPENER

FOC007(PT25e/FRTZ208)

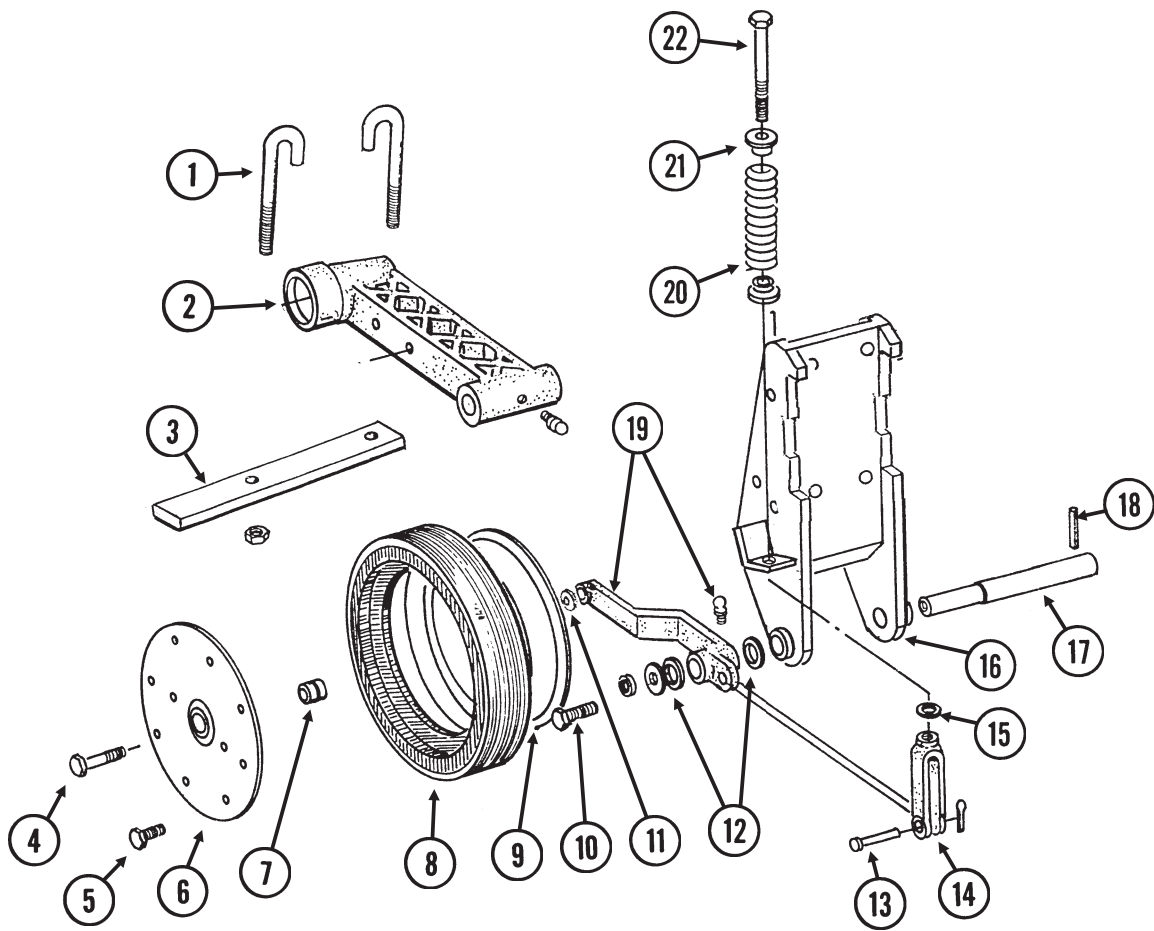


DOUBLE DISC FERTILIZER OPENER

ITEM	PART NO.	QTY.	DESCRIPTION
(Per Assy.)			
1.	GA8483	1	Bracket
2.	G10938	1	Grease Fitting, 1/4"-28, Taper Threads
3.	G10451	2	Cotter Pin, 1/8" x 1"
4.	GD1657	1	Lockup Pin
5.	GD0962	1	Hex Head Adjusting Bolt, 5/8"-18 x 3 1/4"
	G10499	1	Hex Jam Nut, 5/8"-18, Grade 2
6.	GA0328	1	Spring
7.	GD0487	1	Bushing, 4 1/64" I.D. x 3 1/2" Long
8.	G10213	-	Machine Bushing, 5/8" (.030" Thick)
9.	G10542	12	Rivet, 1/4" x 1 5/16"
10.	GD1132	2	Dust Cap
11.	G10503	1	Hex Jam Nut, 5/8"-11, Grade 2
	G10504	1	Hex Jam Nut, 5/8"-11, L.H. Thread, Grade 2
12.	G10204	2	Special Machine Bushing, 5/8" x 1" O.D.
13.	GB0134	2	Hub
14.	GA2014	2	Bearing
15.	GD11306	2	Disc Blade, 3.5 mm x 15"
16.	GD2589	1	Inner Scraper
17.	GA0312	1	Mount
18.	G10019	1	Hex Head Cap Screw, 5/16"-18 x 1"
	G10232	1	Lock Washer, 5/16"
19.	GA1369	-	Drop Tube, Dry Fertilizer
20.	GD11705	-	Extension
21.	G10681	-	Hose Clamp, No. 6
22.	GA8685	-	Drop Tube, Liquid Fertilizer
23.	G10133	1	Hex Head Cap Screw, 5/16"-18 x 1 1/2"
	G10221	1	Washer, 5/16" SAE
	G10109	1	Lock Nut, 5/16"-18, Grade 8
24.	GA9195	1	Shank
25.	GA0810	1	Scraper Mount
26.	GD1673	2	Scraper
27.	G10305	2	Carriage Bolt, 3/8"-16 x 1"
	G10210	2	Washer, 3/8" USS
	G10229	2	Lock Washer, 3/8"
	G10101	2	Hex Nut, 3/8"-16
28.	G10045	1	Hex Head Cap Screw, 1/2"-13 x 4 1/2"
	G10111	1	Lock Nut, 1/2"-13
29.	G10046	1	Hex Head Cap Screw, 5/8"-11 x 5"
	G10107	1	Lock Nut, 5/8"-11
30.	GD1138	2	U-Bolt, 2 1/2" x 2 1/2" x 1/2"-13
	G10228	4	Lock Washer, 1/2"
	G10102	4	Hex Nut, 1/2"-13
31.	GA8983	-	Check Valve, Low Rate
A.	GA8845	-	Disc Blade And Bearing Assembly (Items 9 And 13-15)

HD SINGLE DISC FERTILIZER OPENER (Soil Press Wheel)

(TWL35d)

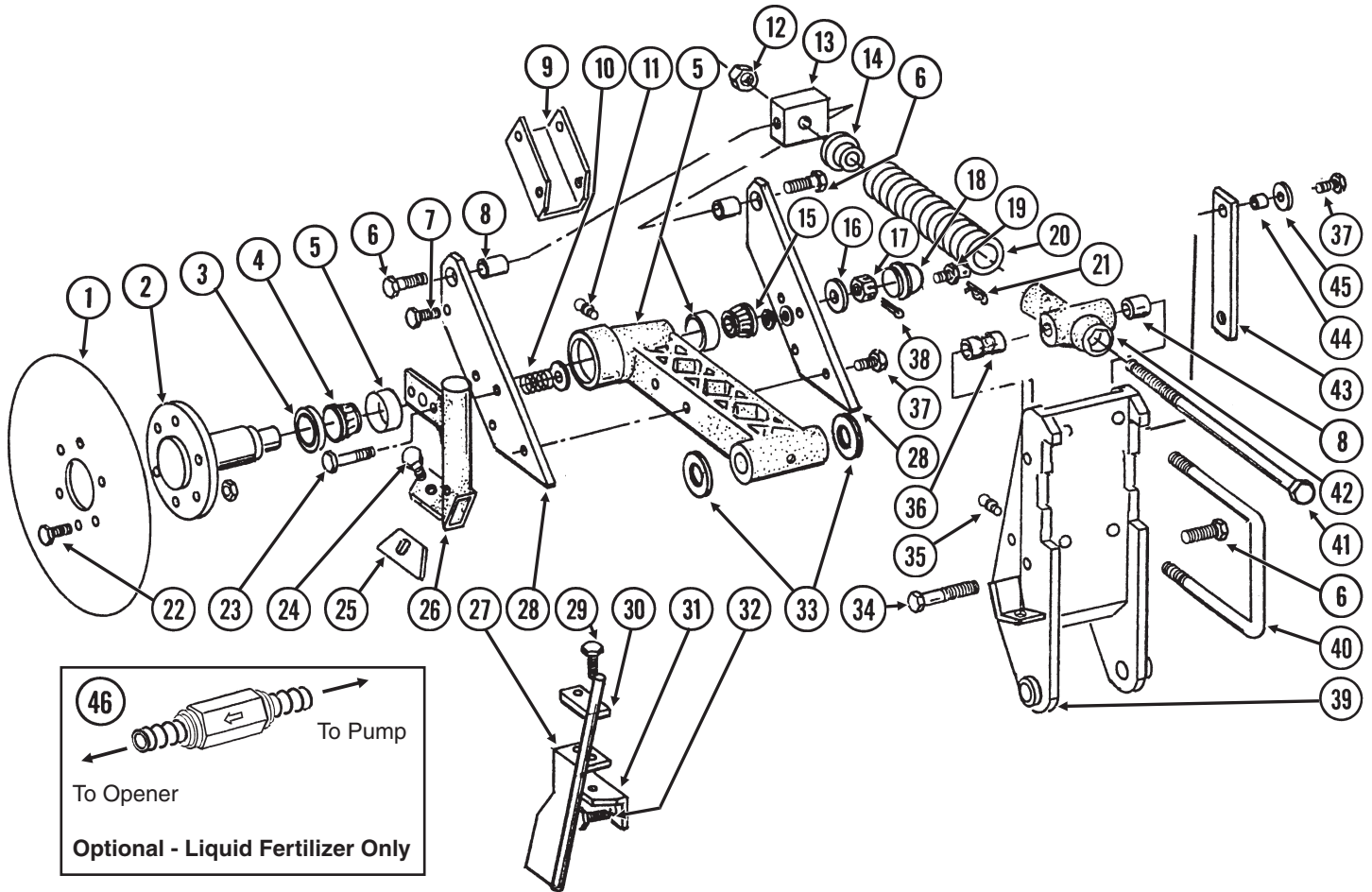


HD SINGLE DISC FERTILIZER OPENER (Soil Press Wheel)

ITEM	PART NO.	QTY.	DESCRIPTION
		(Per Assy.)	
1.	GD9705	2	J-Bolt, 1/2"-13
	G10228	2	Lock Washer, 1/2"
	G10102	2	Hex Nut, 1/2"-13
2.		-	See "HD Single Disc Fertilizer Opener (Blade And Drop Tube)", Pages P78 And P79
3.	GD9706	1	Lockup Bar
4.	G10010	1	Hex Head Cap Screw, 5/8"-11 x 3"
5.	G10961	11	Flanged Whiz Lock Screw, 5/16"-18 x 3/4", No Serration
	G10620	11	Serrated Flange Nut, 5/16"-18
6.	GD11954	1	Half Wheel Cover, Nylon
7.	GA6171	1	Bearing
8.	GD11953	1	Offset Tire
9.	GD11423	1	Half Wheel
10.	G10438	1	Hex Head Cap Screw, 1/2"-13 x 3/4"
	G10228	1	Lock Washer, 1/2"
	G10216	1	Washer, 1/2" USS
11.	G10230	1	Lock Washer, 5/8"
12.	G10526	10	Machine Bushing, 1" (.048" Thick)
13.	G10560	1	Clevis Pin, 1/2" x 1 3/4"
	G10456	1	Cotter Pin, 1/8" x 3/4"
14.	GD8218	1	Yoke
15.	G10205	1	Washer, 5/8" SAE
16.		-	See "HD Single Disc Fertilizer Opener (Blade And Drop Tube)", Pages P78 And P79
17.	GD7911	1	Pivot Pin
18.	G10610	1	Spring Pin, 3/8" x 2"
19.	GA8306	-	Wheel Arm W/Grease Fitting, R.H.
	GA8305	1	Wheel Arm W/Grease Fitting, L.H. (Shown)
	G10640	1	Grease Fitting, 1/4"-28
20.	GD8308	1	Spring
21.	GB0212	2	Spring Washer
22.	GD9709	1	Special Bolt
A.	G1K215	-	Lockup Kit (Items 1 And 3)
B.	GA8877	-	Gauge Wheel Complete (Items 5-9)

HD SINGLE DISC FERTILIZER OPENER (Blade And Drop Tube)

FOC016/FOC007/FOC019(PT27c/FRTZ208)



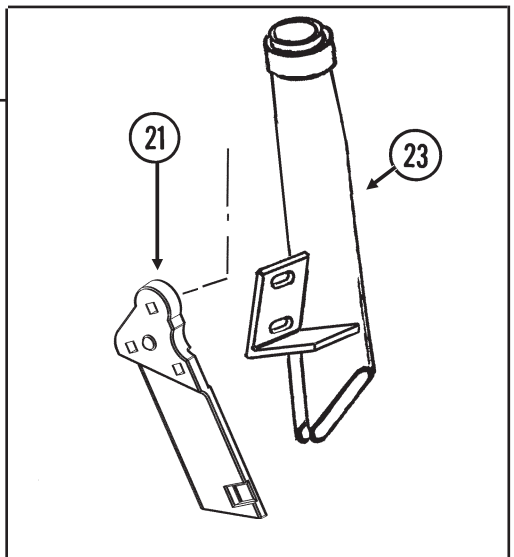
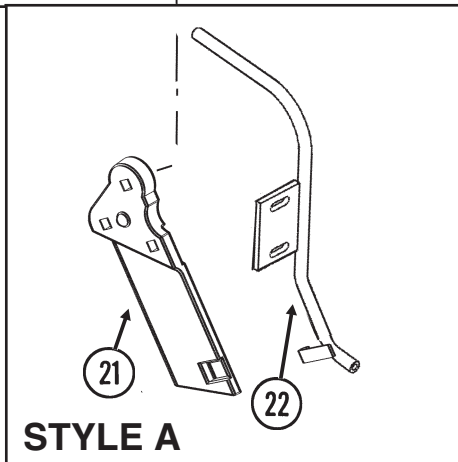
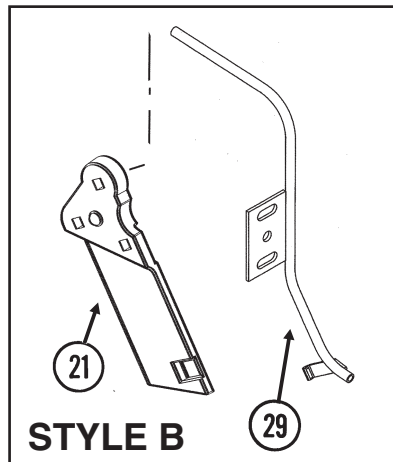
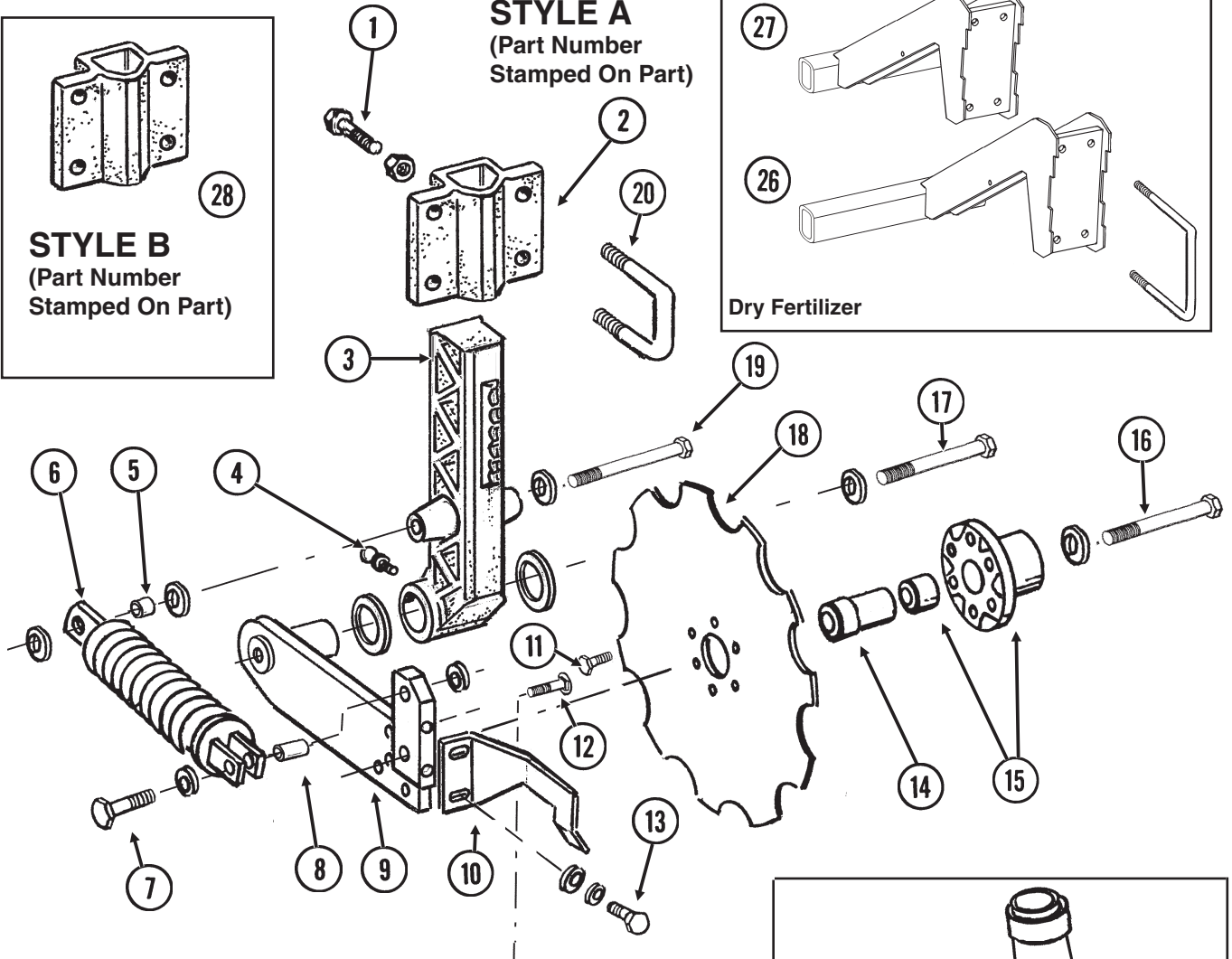
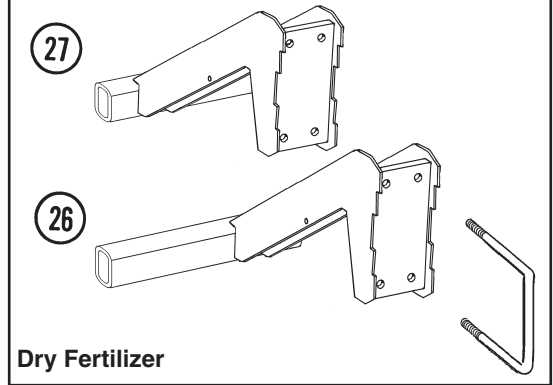
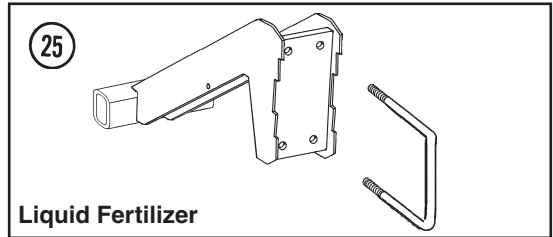
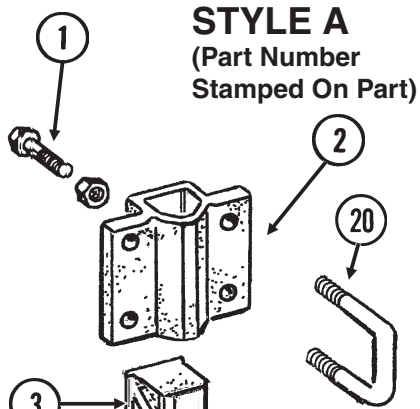

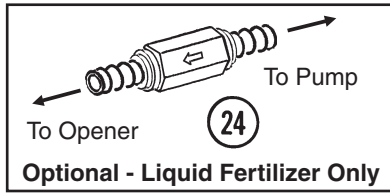
ITEM	PART NO.	QTY.	DESCRIPTION
		(Per Assy.)	
1.	GD7900	1	Disc Blade, 18"
	GD8247	-	Disc Blade, 20" (Optional)
2.	GB0205	1	Spindle
3.	GA4286	1	Seal
4.	GA4287	1	Bearing
5.	GA5887	1	Arm W/Cups And Washers
	GD6553	-	Inner Cup
	GR0188	-	Outer Cup
	G10205	3	Washer, 5/8" SAE
6.	G10007	3	Hex Head Cap Screw, 5/8"-11 x 1 1/2"
7.	G10001	2	Hex Head Cap Screw, 3/8"-16 x 1"
	G10108	2	Lock Nut, 3/8"-16
8.	GB0218	3	Bushing, 2 1/32" I.D. x 7/8" O.D. x 1 9/32" Long
9.	GD8238	1	Channel
10.	GD7962	2	Spring
11.	G10641	2	Grease Fitting, 1/8" NPT
12.	G10105	3	Hex Nut, 3/4"-10
13.	GD7908	1	Tap Block
14.	GB0213	1	Spring Seat
15.	GA0237	1	Bearing
16.	G10220	1	Machine Bushing, 1 1/16", 10 Gauge
17.	G10507	1	Slotted Nut, 1"-14
18.	GD1104	1	Dust Cap

HD SINGLE DISC FERTILIZER OPENER (Blade And Drop Tube)

ITEM	PART NO.	QTY.	DESCRIPTION
		(Per Assy.)	
19.	GD8276	1	Pin
	G10237	1	Lock Washer, 7/16"
	G10100	1	Hex Nut, 7/16"-14
20.	GD10273	1	Compression Spring
21.	G10592	1	Hair Pin Clip, No. 11
22.	G10594	6	Bolt, 1/2"-13 x 1 1/2"
	G10111	6	Lock Nut, 1/2"-13
23.	G10049	2	Hex Head Cap Screw, 3/8"-16 x 2 1/2"
	G10210	2	Washer, 3/8" USS
	G10108	2	Lock Nut, 3/8"-16
24.	G10599	1	Carriage Bolt, 3/8"-16 x 1 1/4"
	G10210	1	Washer, 3/8" USS
	G10229	1	Lock Washer, 3/8"
	G10101	1	Hex Nut, 3/8"-16
25.	GD7912	1	Scraper
26.	GB0210	-	Drop Tube, R.H., Dry Fertilizer
	GB0209	1	Drop Tube, L.H., Dry Fertilizer (Shown)
27.	GA8689	1	Drop Tube, L.H., Liquid Fertilizer (Shown)
	GA8688	-	Drop Tube, R.H., Liquid Fertilizer
28.	GD8224	2	Bar
29.	G10004	2	Hex Head Cap Screw, 3/8"-16 x 1 1/4"
	G10229	2	Lock Washer, 3/8"
30.	GD10487	1	Clamp
31.	GD10304	-	Angle, R.H.
	GD10303	1	Angle, L.H. (Shown)
32.	G10016	2	Hex Head Cap Screw, 1/2"-13 x 2"
	G10111	2	Lock Nut, 1/2"-13
33.	G10322	-	Machine Bushing, 1 1/4", 18 Gauge (As Required)
34.	G10862	1	Hex Head Cap Screw, 5/8"-11 x 3 1/4"
	G10205	2	Washer, 5/8" SAE
	G10230	1	Lock Washer, 5/8"
35.	G10640	1	Grease Fitting, 1/4"-28
36.	GD10242	1	Bushing, 2 1/4"
37.	G10039	5	Hex Head Cap Screw, 1/2"-13 x 1 3/4"
	G10111	5	Lock Nut, 1/2"-13
38.	G10459	1	Cotter Pin, 3/16" x 1 1/2"
39.	GA7240	-	Opener Mount, R.H.
	GA7239	1	Opener Mount, L.H. (Shown)
40.	GD1114	2	U-Bolt, 7" x 7" x 5/8"-11 (8 1/2" Long)
	GD14559	-	U-Bolt, 7" x 7" x 5/8"-11 (9" Long)
	G10230	4	Lock Washer, 5/8"
	G10104	4	Hex Nut, 5/8"-11
41.	GD7907	1	Special Bolt
42.	GB0206	1	Rod Guide
43.	GD8239	1	Storage Strap
44.	GD7904-02	1	Sleeve, 1/2" x 1/2" Long
45.	G10216	3	Washer, 1/2" USS
46.	GA8983	-	Check Valve, Low Rate

NOTCHED SINGLE DISC FERTILIZER OPENER

(FRTZ208/B0405/TWL34e/TWL34g/FRTZ268/A12108)



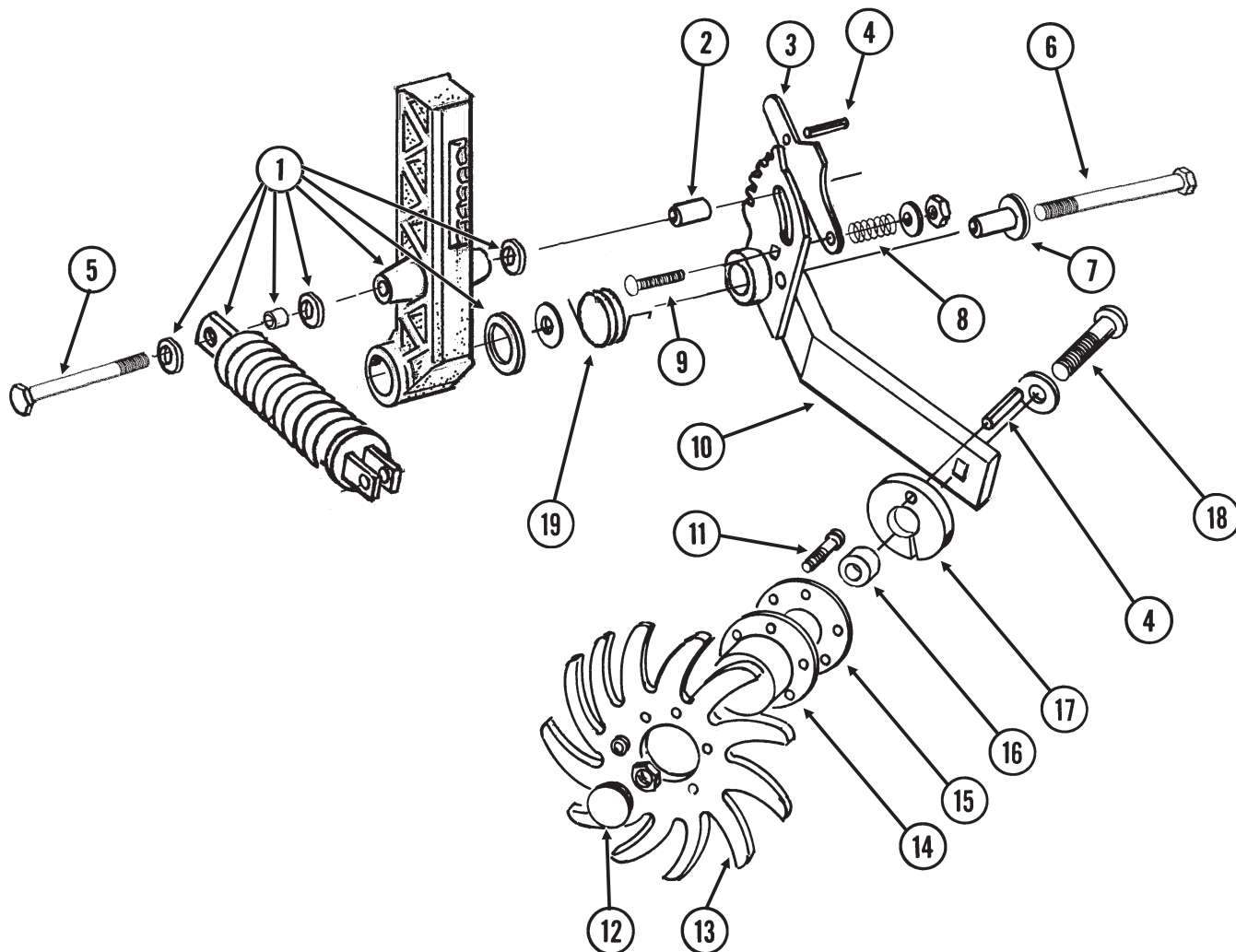
Optional - Liquid Fertilizer Only

NOTCHED SINGLE DISC FERTILIZER OPENER

ITEM	PART NO.	QTY.	DESCRIPTION
		(Per Assy.)	
1.	G10017	3	Hex Head Cap Screw, 1/2"-13 x 1 1/2"
	G10102	3	Hex Nut, 1/2"-13
2.	GB0297	1	Mount
3.	GB0296	1	Arm, 13 1/2"
4.	G10640	1	Grease Fitting, 1/4"-28
5.	GD12685	1	Bushing, 3/4" O.D. x 1/2" Long
6.	GA6966	1	Compression Spring Assembly
7.	G10047	1	Hex Head Cap Screw, 3/8"-16 x 1 3/4"
	G10210	2	Washer, 3/8" USS
	G10108	1	Lock Nut, 3/8"-16
8.	GD1026	1	Sleeve, 1 3/16" Long
9.	GA9433	1	Pivot Arm, L.H. (Shown)
	GA9434	-	Pivot Arm, R.H.
10.	GD11557	1	Scraper, L.H. (Shown)
	GD11558	-	Scraper, R.H.
11.	G10002	6	Hex Head Cap Screw, 3/8"-16 x 3/4"
12.	G10306	3	Carriage Bolt, 3/8"-16 x 2"
	G10108	3	Lock Nut, 3/8"-16
13.	G10991	2	Hex Head Cap Screw, 5/16"-18 x 7/8"
	G10232	2	Lock Washer, 5/16"
	G10219	6	Washer, 5/16" USS
14.	GD12679	1	Stepped Spacer, 3" Long
15.	GA9437	1	Hub W/Bearing
	GA8603	-	Bearing, Double Row
16.	G10011	1	Hex Head Cap Screw, 5/8"-11 x 5 1/2"
	GD12677	1	Washer, 1 1/2" O.D., 7 Gauge, Hardened
	G10107	1	Lock Nut, 5/8"-11
17.	G10046	1	Hex Head Cap Screw, 5/8"-11 x 5"
	G10217	1	Washer, 5/8" USS
	G10450	2	Machine Bushing, 1 1/2", 18 Gauge (As Required)
	G10107	1	Lock Nut, 5/8"-11
18.	GD12676	1	Disc Blade, Notched, 16 3/4"
19.	G10871	1	Hex Head Cap Screw, 1/2"-13 x 6"
	G10206	3	Washer, 1/2" SAE
	G10111	1	Lock Nut, 1/2"-13
20.	GD13287	2	U-Bolt, 1 1/2" x 2 1/2" x 1/2"-13
	G10228	4	Lock Washer, 1/2"
	G10102	4	Hex Nut, 1/2"-13
21.	GB0323	1	Knife, L.H. (Shown)
	GB0322	-	Knife, R.H.
22.	GA11397	-	Drop Tube, L.H., Liquid Fertilizer (Shown)
	GA11398	1	Drop Tube, R.H., Liquid Fertilizer
23.	GA10047	-	Drop Tube, L.H., Dry Fertilizer (Shown)
	GA10048	1	Drop Tube, R.H., Dry Fertilizer
24.	GA8983	-	Check Valve, Low Rate
25.	GA9565	1	Mount W/U-Bolts, Liquid Fertilizer
	GD11113	2	U-Bolt, 5" x 7" x 5/8"-11
	G10230	4	Lock Washer, 5/8"
	G10104	4	Hex Nut, 5/8"-11
26.	GA9821	-	Mount W/U-Bolts, L.H., Dry Fertilizer
	GD11113	2	U-Bolt, 5" x 7" x 5/8"-11
	G10230	4	Lock Washer, 5/8"
	G10104	4	Hex Nut, 5/8"-11
27.	GA9822	-	Mount W/U-Bolts, R.H., Dry Fertilizer
	GD11113	2	U-Bolt, 5" x 7" x 5/8"-11
	G10230	4	Lock Washer, 5/8"
	G10104	4	Hex Nut, 5/8"-11
28.	GB0405	1	Mount, L.H. (Shown)
	GB0400	-	Mount, R.H.
29.	GA12108	1	Drop Tube, Liquid Fertilizer (Shown)
	GA12109	-	Drop Tube, Liquid Fertilizer

RESIDUE WHEEL ATTACHMENT FOR NOTCHED SINGLE DISC FERTILIZER OPENER

DFC024(FRTZ165)



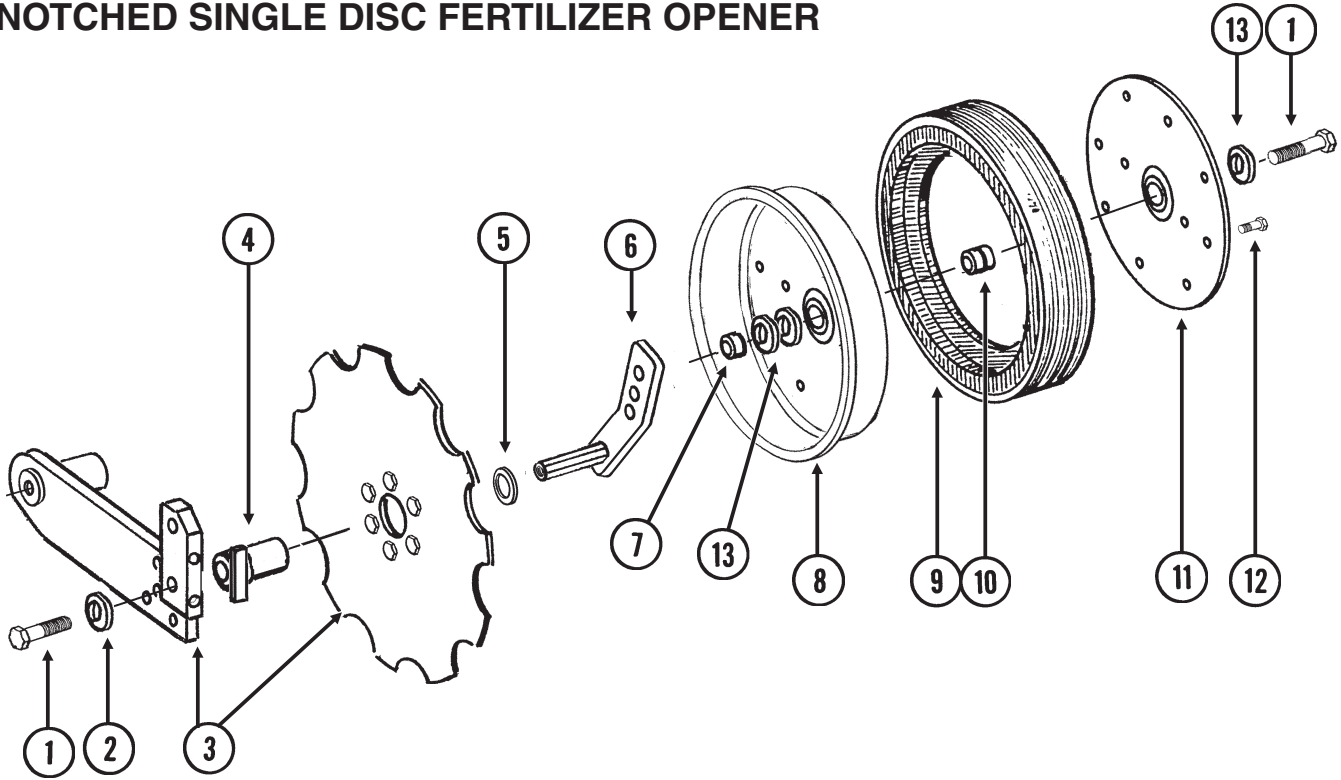
RESIDUE WHEEL ATTACHMENT FOR NOTCHED SINGLE DISC FERTILIZER OPENER

ITEM	PART NO.	QTY. (Per Assy.)	DESCRIPTION
1.		-	See "Notched Single Disc Fertilizer Opener", Pages P80 And P81
2.	GD12684	1	Bushing, 1 1/3" Long
3.	GD11178	1	Adjustment Lever
4.	G10603	2	Spring Pin, 1/4" x 1 1/4"
5.	G11034	1	Hex Head Cap Screw, 1/2"-13 x 7"
	G10111	1	Lock Nut, 1/2"-13
6.	G10830	1	Hex Head Cap Screw, 5/8"-11 x 7 1/2"
	GD7805	1	Special Washer, 5/8", Hardened
	G10107	1	Lock Nut, 5/8"-11
7.	GD11836	1	Sleeve, 2 1/8" Long
8.	GD7962	1	Spring
9.	G10306	1	Carriage Bolt, 3/8"-16 x 2"
	G10203	1	Washer, 3/8" SAE
	G10108	1	Lock Nut, 3/8"-16
10.	GA7999	1	Mount W/Grease Fitting, L.H. (Shown)
	GA7998	-	Mount W/Grease Fitting, R.H.
	G10640	-	Grease Fitting, 1/4"-28
11.	G10133	6	Hex Head Cap Screw, 5/16"-18 x 1 1/2"
	G10109	6	Lock Nut, 5/16"-18, Grade 8
12.	GD1132	2	Dust Cap
13.	GD10552	2	Wheel, 12 Tine, 3/8" x 12"
14.	GA5654	1	Hub W/Bearings
	GA2014	-	Bearing
15.	GD9724	1	Backing Plate
16.	GD7817-04	1	Spacer, 1 1/16" I.D. x 1/2" Long
17.	GD11188	1	Spacer
18.	G10908	1	Carriage Bolt, 5/8"-11 x 3"
	G10503	1	Hex Jam Nut, 5/8"-11, Grade 2
19.	GD11265	1	Spring, L.H. (Shown)
	GD11266	-	Spring, R.H.
A.	GA7445	-	Wheel Assembly, 12 Tine, L.H. (Items 11 And 13-15)(Shown)
	GA7446	-	Wheel Assembly, 12 Tine, R.H. (Items 11 And 13-15)

DEPTH/GAUGE WHEEL ATTACHMENT FOR NOTCHED SINGLE DISC FERTILIZER OPENER

(FRTZ256)

FOR USE WITH
NOTCHED SINGLE DISC FERTILIZER OPENER

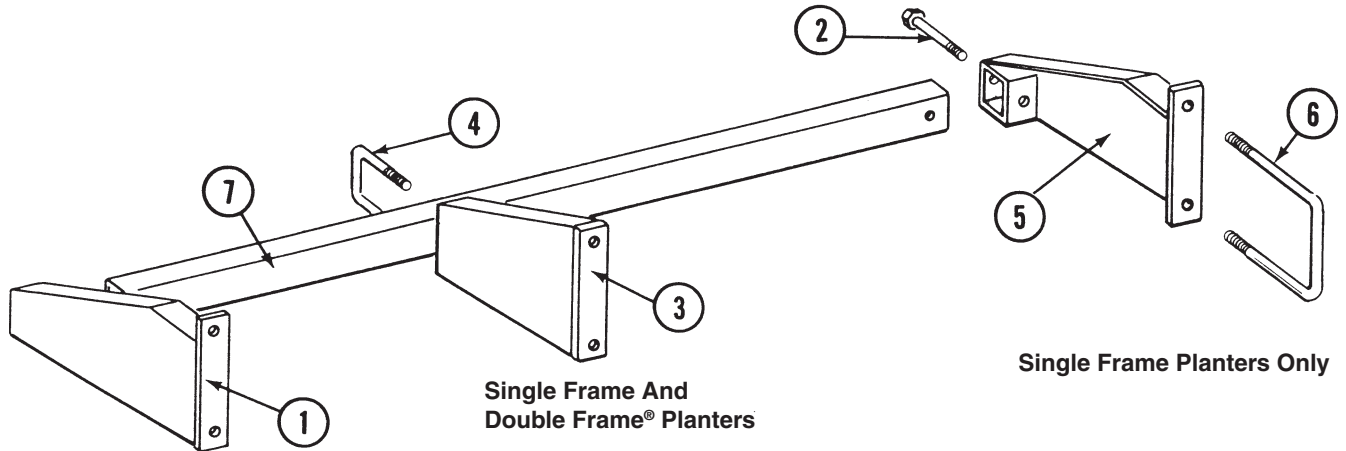


ITEM	PART NO.	QTY.	DESCRIPTION
		(Per Assy.)	
1.	G10010	2	Hex Head Cap Screw, 5/8"-11 x 3"
2.	GD7805	1	Special Washer, 5/8", Hardened
3.		-	See "Notched Single Disc Fertilizer Opener", Pages P80 And P81
4.	GA9472	1	Blade Mount
5.	G10233	1	Machine Bushing, 1", 10 Gauge
6.	GA10037	1	Wheel Mount, L.H. (Shown)
	GA10036	1	Wheel Mount, R.H.
7.	GD13309	1	Spacer
8.	GD11423	1	Half Wheel
9.	GD11953	1	Offset Tire
10.	GA6171	1	Bearing
11.	GD11954	1	Half Wheel Cover, Nylon
12.	G10961	11	Flanged Whiz Lock Screw, 5/16"-18 x 3/4", No Serration
	G10620	11	Serrated Flange Nut, 5/16"-18
13.	G10204	-	Special Machine Bushing, 5/8" x 1" O.D. (As Required)
A.	GA8877	-	Gauge Wheel Complete (Items 8-12)

FERTILIZER OPENER MOUNTING BAR

(Double Disc And Notched Single Disc Fertilizer Openers)

FOC008(PT28)

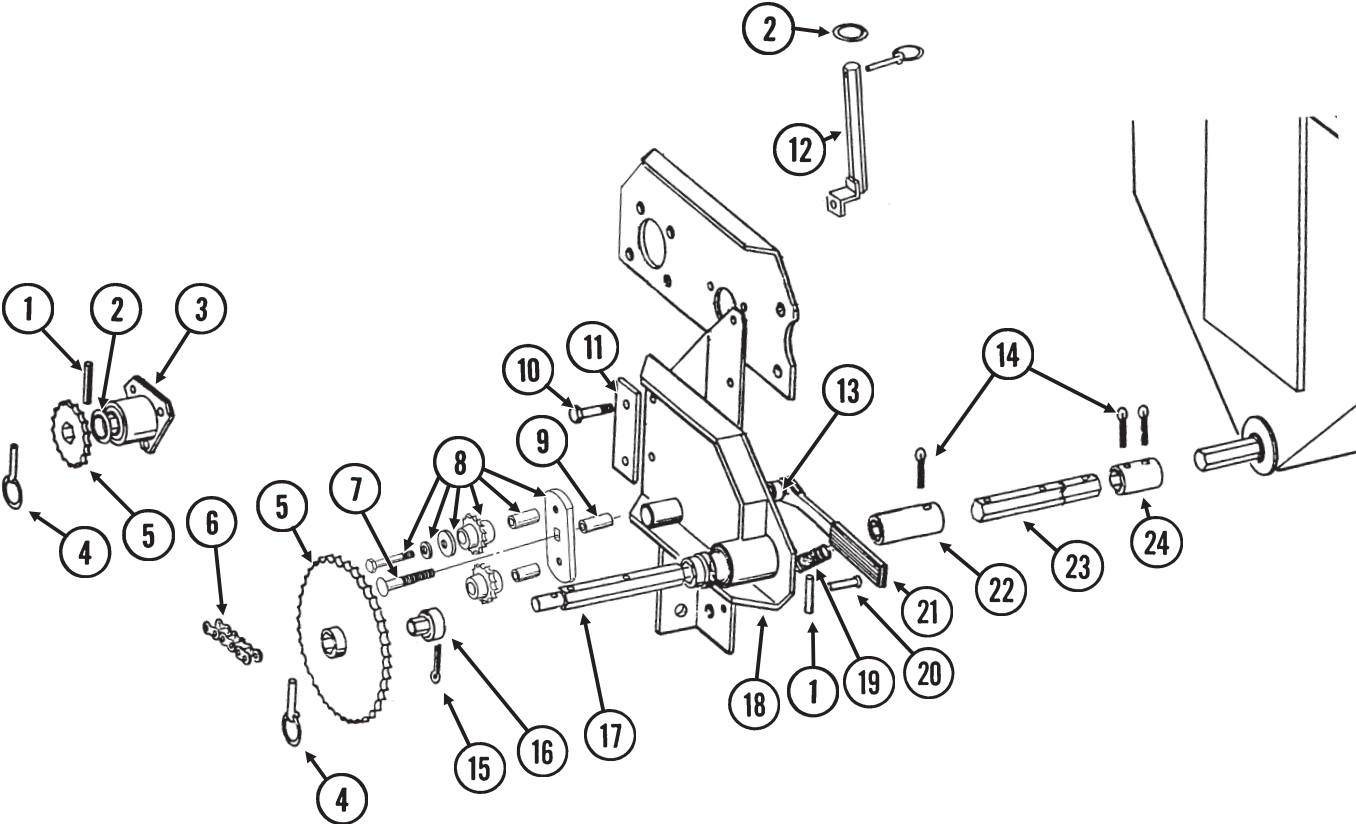


Single Frame Planters Only

ITEM	PART NO.	QTY.	DESCRIPTION
1.	GA5231	1	Support, L.H., Single Frame Planters Only
2.	G10035	2	Hex Head Cap Screw, 1/2"-13 x 4"
	G10228	2	Lock Washer, 1/2"
	G10102	2	Hex Nut, 1/2"-13
3.	GA5237	1	Support, 19" Long, L.H. (Shown), 8 Row 30" Single Frame Planters
	GA5236	1	Support, 19" Long, R.H., 8 Row 30" Single Frame Planters
	GA9431	1	Support, 18 1/8" Long, L.H., 8 Row 30" Double Frame® Planters
	GA9430	1	Support, 18 1/8" Long, R.H., 8 Row 30" Double Frame® Planters
4.	GD1138	2	U-Bolt, 2 1/2" x 2 1/2" x 1/2"-13
	G10228	4	Lock Washer, 1/2"
	G10102	4	Hex Nut, 1/2"-13
5.	GA5230	1	Support, R.H., Single Frame Planters Only
6.	GD1114	2	U-Bolt, 7" x 7" x 5/8"-11
	G10230	4	Lock Washer, 5/8"
	G10104	4	Hex Nut, 5/8"-11
7.	GD1685-14	1	Toolbar, 2 1/2" x 2 1/2" x 105", 4 Row 30"
	GD1685-15	-	Toolbar, 2 1/2" x 2 1/2" x 129", 4 Row 36"/38"
	GD1685-13	-	Toolbar, 2 1/2" x 2 1/2" x 165", 6 Row 30"
	GD1685-12	-	Toolbar, 2 1/2" x 2 1/2" x 205", 6 Row 36"/38"
	GD1685-16	-	Toolbar, 2 1/2" x 2 1/2" x 225", 8 Row 30"
A.	G6795X	-	Support Bundle (Items 1, 2, 4, 5 And 6)

DRY FERTILIZER TRANSMISSION ASSEMBLY

(PT29e)

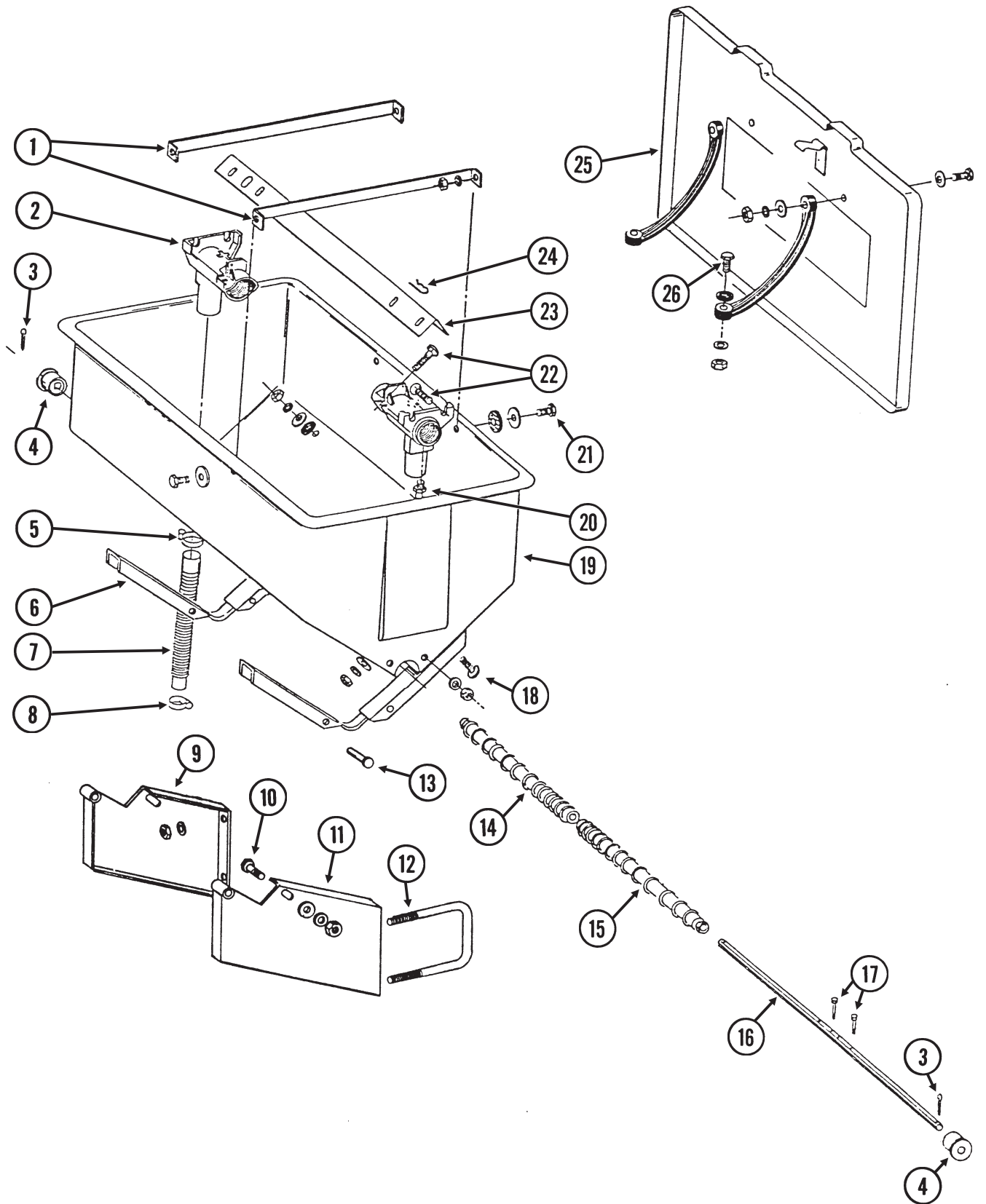


DRY FERTILIZER TRANSMISSION ASSEMBLY

ITEM	PART NO.	QTY.	DESCRIPTION
1.	G10602	2	Spring Pin, 1/4" x 1 1/2"
2.	G10233	2	Machine Bushing, 1", 10 Gauge
3.	GA5223	1	Spacer W/Bearing
	GA5116	-	Bearing, 7/8" Hex Bore, Cylindrical
4.	GD2558	3	Lynch Pin, 1/4"
5.	GA5105	1	Sprocket, 15 Tooth
	GA5107	1	Sprocket, 19 Tooth
	GA5114	1	Sprocket, 30 Tooth
	GA5115	1	Sprocket, 33 Tooth
	GA6337	1	Sprocket, 35 Tooth
6.	G3310-98	1	Chain, No. 40, 98 Pitch Including Connector Link
	GR0912	-	Connector Link, No. 40
7.	G10419	1	Carriage Bolt, 1/2"-13 x 4 1/2"
	G10111	1	Lock Nut, 1/2"-13
8.	GA7336	1	Idler W/Bolt-On Sprockets
	GD7426	-	Sprocket, 12 Tooth
	GD1026	-	Sleeve, 1 3/16" Long
	G10210	-	Washer, 3/8" USS
	G10229	-	Lock Washer, 3/8"
	G10047	-	Hex Head Cap Screw, 3/8"-16 x 1 3/4"
9.	GD3180-17	1	Sleeve, 5/8" I.D. x 7/8" O.D. x 2 5/16" Long
10.	G10053	2	Hex Head Cap Screw, 1/2"-13 x 2 1/2"
	G10585	1	Hex Head Cap Screw, 1/2"-13 x 3 1/4"
	G10033	1	Hex Head Cap Screw, 1/2"-13 x 3 1/2"
	G10016	2	Hex Head Cap Screw, 1/2"-13 x 2"
	G10228	2	Lock Washer, 1/2"
	G10102	2	Hex Nut, 1/2"-13
11.	GD8246	1	Overlay
12.	GA7313	1	Sprocket Storage Rod
13.	GD10161	1	Spacer, 3/8"
14.	G10460	-	Cotter Pin, 1/4" x 2"
15.	G10462	1	Cotter Pin, 3/16" x 2"
16.	GD7127	1	Shear Coupler
17.	GD7870	1	Shaft, 7"
18.	GA5678	1	Plate W/Bearings And Grease Fitting
	GA5116	-	Bearing, 7/8" Hex Bore, Cylindrical
	GA5624	-	Special Bearing, 7/8" Hex Bore x 1.6"
	G10640	-	Grease Fitting, 1/4"-28
19.	GD5857	1	Spring
20.	G10408	1	Clevis Pin, 5/16" x 3/4"
	G10409	1	Retaining Ring, 5/16"
21.	GA4235	1	Ratchet Arm W/Protective Closure
	G10445	-	Protective Closure
22.	GD7867	-	Coupler, 3", 4 Row 36"/38" And 6 Row 36"/38" Only
23.	GD7871	-	Hex Shaft, 7/8" x 6" (3 Holes), 4 Row 36"/38" And 6 Row 36"/38" Only
24.	GD5886	-	Coupler, 1 3/4"

DRY FERTILIZER HOPPER AND MOUNTS

DFC009/DFC014/DFC018(PT30a)



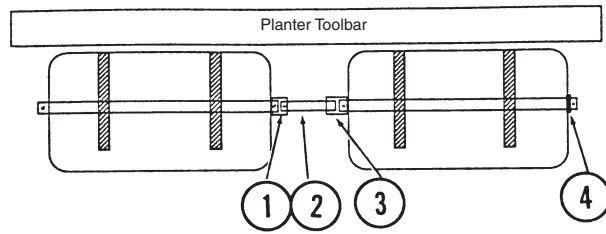
DRY FERTILIZER HOPPER AND MOUNTS

ITEM	PART NO.	QTY.	DESCRIPTION
		(Per Hopper)	
1.	GD1209	2	Strap
2.	GD1200	2	Outlet Housing
3.	G10460	2	Cotter Pin, 1/4" x 2"
4.	GB0200	2	Bearing
5.	G10676	2	Hose Clamp, No. 36, Stainless Steel
6.	GA5652	2	Saddle
7.	GD3790	2	Rubber Tube
8.	G10672	2	Hose Clamp, No. 28
9.	GA0864	1	Hopper Mount, R.H.
10.	G10037	2	Hex Head Cap Screw, 1/2"-13 x 1 1/4"
	G10206	2	Washer, 1/2" SAE
	G10228	2	Lock Washer, 1/2"
	G10102	2	Hex Nut, 1/2"-13
11.	GA0863	1	Hopper Mount, L.H.
12.	GD1114	2	U-Bolt, 7" x 7" x 5/8"-11
	G10177	-	Hex Head Cap Screw, 5/8"-11 x 9 1/2"
	G10230	4	Lock Washer, 5/8"
	G10104	4	Hex Nut, 5/8"-11
13.	G10561	2	Clevis Pin, 1/2" x 3"
	G10451	2	Cotter Pin, 1/8" x 1"
14.	GB0198	1	Auger, R.H.
15.	GB0199	1	Auger, L.H.
16.	GD7848	1	Shaft
17.	G10587	2	Hex Head Cap Screw, 1/4"-20 x 2", Stainless Steel
	G10588	2	Hex Nut, 1/4"-20, Stainless Steel
18.	G10303	8	Carriage Bolt, 5/16"-18 x 1"
	G10201	8	Special Washer, 3/8" x 1 1/2" O.D.
	GD1213	8	Rubber Washer
	G10232	8	Lock Washer, 5/16"
	G10106	8	Hex Nut, 5/16"-18
19.	GD1379	1	Hopper
20.	G10641	2	Grease Fitting, 1/8" NPT
21.	G10171	4	Hex Head Cap Screw, 5/16"-18 x 1 1/4"
	G10201	4	Special Washer, 3/8" x 1 1/2" O.D.
	GD1213	4	Rubber Washer
	G10232	4	Lock Washer, 5/16"
	G10106	4	Hex Nut, 5/16"-18
22.	G10303	8	Carriage Bolt, 5/16"-18 x 1"
	G10219	8	Washer, 5/16" USS
	G10232	8	Lock Washer, 5/16"
	G10106	8	Hex Nut, 5/16"-18
23.	GD1207	1	Baffle
24.	G10670	2	Hair Pin Clip, No. 3
25.	GA0898	1	Lid W/Retainers, Clips, Rivets, Rubber Straps And Hardware
	GD1380	-	Front Clip
	GD2412	-	Rear Retainer
	G10655	-	Rivet, 3/16" x 1 3/32"
	GD1210	-	Rubber Strap
	G10171	-	Hex Head Cap Screw, 5/16"-18 x 1 1/4"
	G10219	-	Washer, 5/16" USS
	G10232	-	Lock Washer, 5/16"
	G10106	-	Hex Nut, 5/16"-18
26.	G10133	2	Hex Head Cap Screw, 5/16"-18 x 1 1/2"
	G10219	2	Washer, 5/16" USS
	G10232	2	Lock Washer, 5/16"
	G10106	2	Hex Nut, 5/16"-18
A.	GA5666	-	Hopper Sub-Assembly (Items 2,6,18,19, 22 And 24)
B.	GA5667	-	Hopper Hardware Box (Items 1, 3, 4, 14-17, 21, 23 And 26)

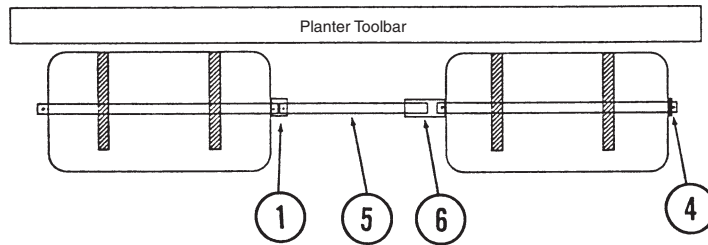
DRY FERTILIZER COUPLERS/SHAFTS

RH101190(PT31/PT32/PT33/PT34/PT35)

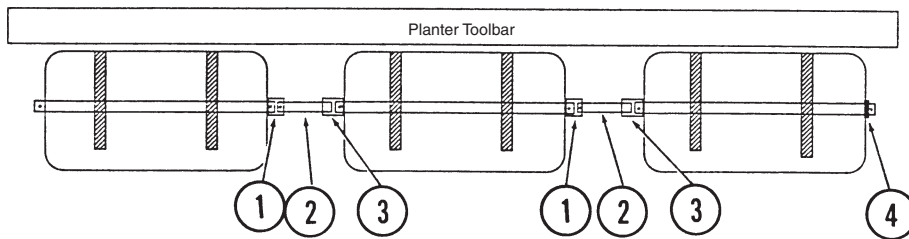
4 Row 30"



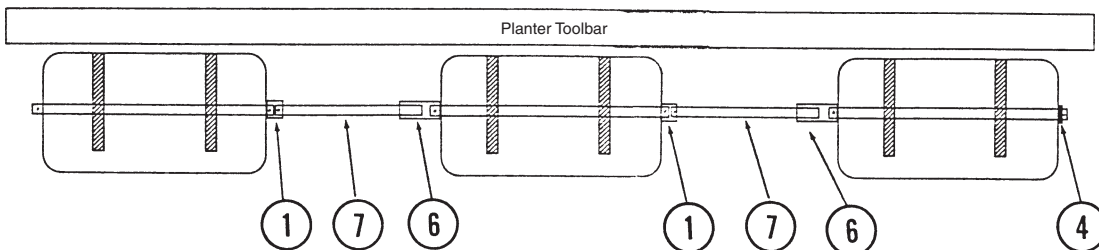
4 Row 36"/38"



6 Row 30"

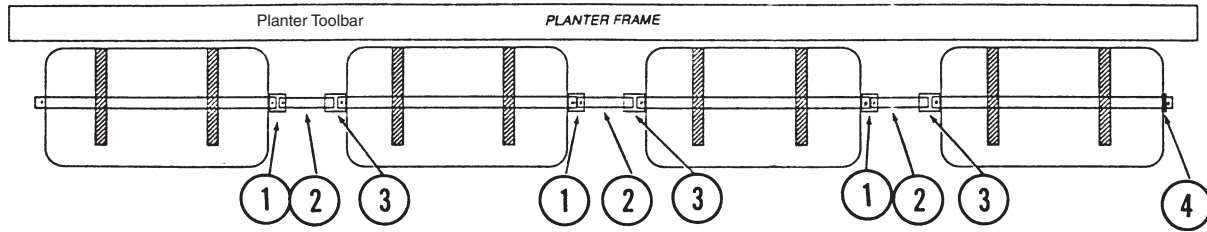


6 Row 36"/38"



DRY FERTILIZER COUPLERS/SHAFTS

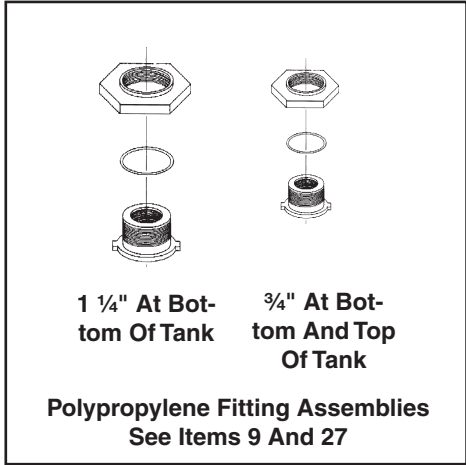
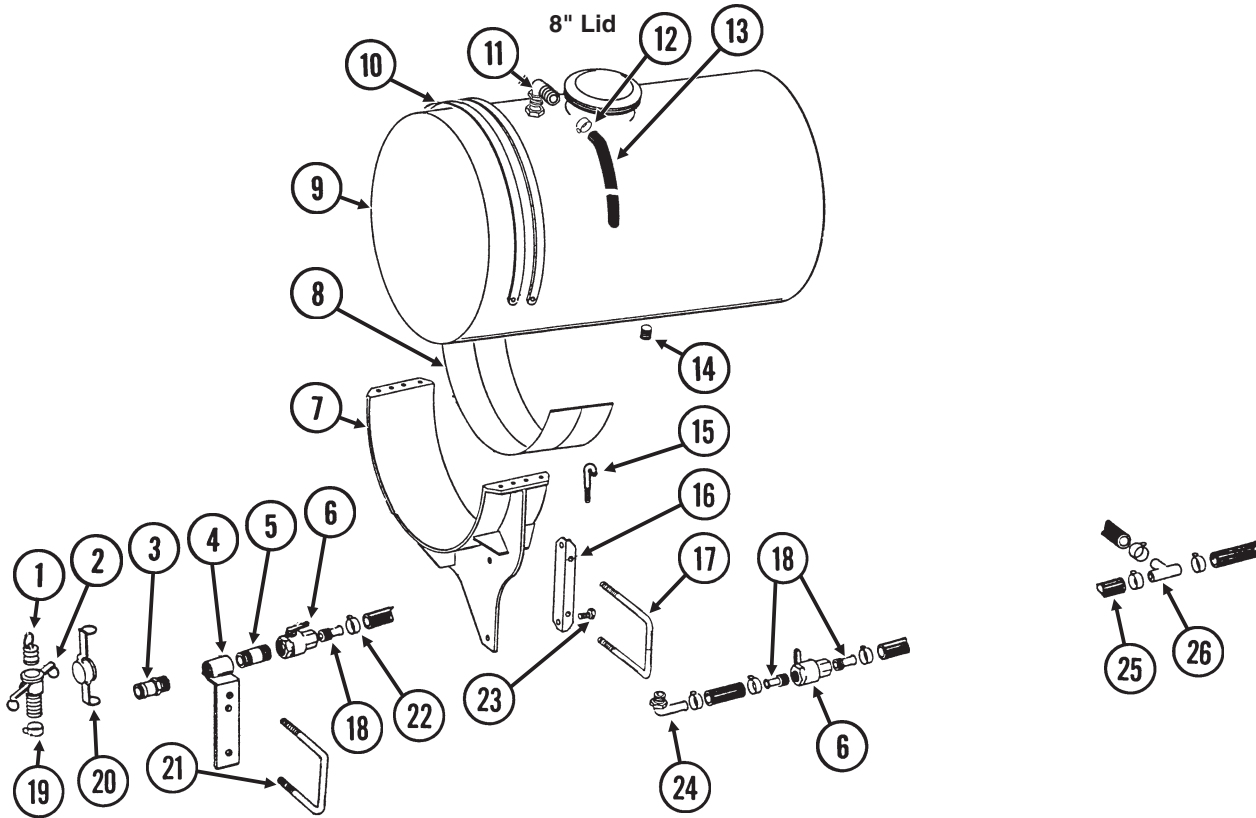
8 Row 30"



ITEM	PART NO.	QTY.	DESCRIPTION
1.	GD5886	-	Coupler, 1 3/4"
2.	GD2548-15.5	-	Hex Shaft, 7/8" x 15 1/2" (1 Hole)
3.	GD7867	-	Coupler, 3"
4.	G10233	2	Machine Bushing, 1", 10 Gauge
5.	GD2548-25.5	-	Hex Shaft, 7/8" x 25 1/2" (1 Hole)
6.	GD7868	-	Coupler, 7"
7.	GD2548-27.5	-	Hex Shaft, 7/8" x 27 1/2" (1 Hole)

LIQUID FERTILIZER TANKS, SADDLES, MOUNTS, HOSES AND FITTINGS

LCF012rev(PT36d/PT51)



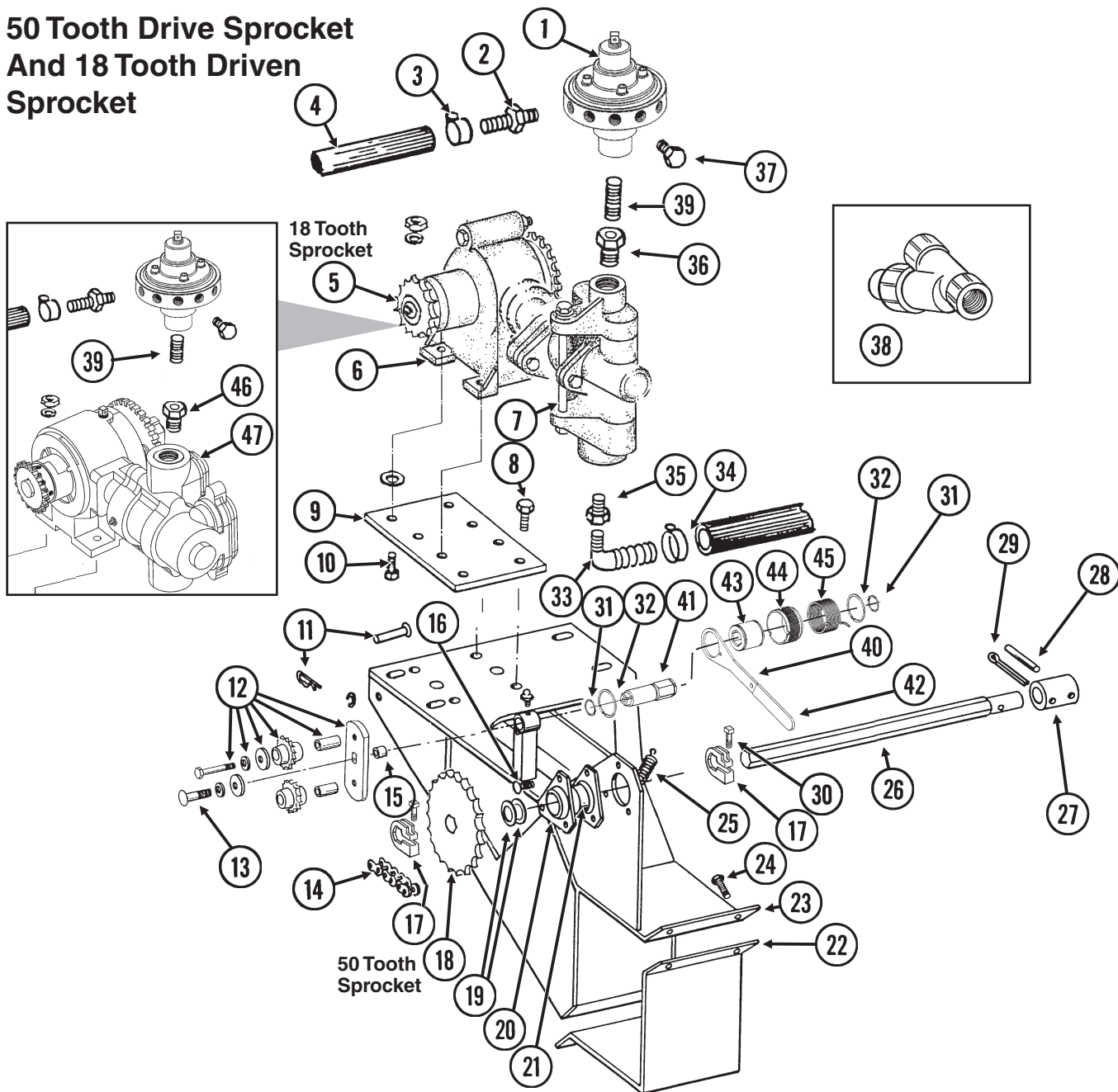
LIQUID FERTILIZER TANKS, SADDLES, MOUNTS, HOSES AND FITTINGS

ITEM	PART NO.	QTY.	DESCRIPTION
1.	GD1517	1	Dust Plug, 1 1/4" Male Cam Lock
2.	GD1516	1	Adapter, 1 1/4" Barb To Female Cam Lock
3.	GD1514	1	Adapter, 1 1/4" Male NPT To Cam Lock
4.	GA5917	1	Quick Fill Mount
5.	G10619	1	Close Nipple, 1 1/4" NPT
6.	GA4976	-	Shutoff Valve, 1 1/4" NPT
	GR1015	-	Body O-Ring
	GR1016	-	Stem O-Ring
	GR1017	-	Teflon Seat
	GR1018	-	Ball
	GR1019	-	Handle
7.	GA7375	-	Tank Mount (2 Per Tank)
8.	GD1862	-	Pad, 8" x 14" (For Two 30" Tanks)
9.	GA9900	-	Tank W/Lid And Fittings, 30" x 110 Gallon, 4 Row
	GA9905	-	Tank W/Lid And Fittings, 30" x 150 Gallon, 6 And 8 Row
	GR1678	-	Lid W/Vent, 8" (Top Of Tank)
	GR0513	-	3/4" Polypropylene Fitting Assembly (Overflow Fitting, Nut, Bushing And O-Ring) (Top And Bottom Of Tank)
	GR1397	-	Overflow Fitting
	GR0508	-	1 1/4" Polypropylene Fitting Assembly (Nut, Bushing And O-Ring) (Bottom Of Tank)
10.	GD1520	-	Band, 30"
11.	G10917	2	Elbow, 90°, 3/4" NPT To Barb
12.	G10278	2	Hose Clamp, No. 16
13.	G4205-11	1	Hose, 3/4" x 72" (1 Per Tank)
14.	G10096	-	Pipe Plug, 3/4" NPT
15.	GD1337	-	J-Bolt, 5/16"-18
	G11182	-	Lock Nut W/Nylon Insert, 5/16"-18
16.	GD10110	-	Mounting Angle (2 Per Tank)
17.	GD1748	-	U-Bolt, 7" x 7" x 3/4"-10
	G10231	-	Lock Washer, 3/4"
	G10105	-	Hex Nut, 3/4"-10
18.	G10626	-	Adapter, 1 1/4" NPT To Barb
19.	G10672	1	Hose Clamp, No. 28
20.	GD1515	1	Dust Cap, 1 1/4" Cam Lock
21.	GD7145	1	U-Bolt, 7" x 7" x 1/2"-13
	GD11721	1	U-Bolt, 5" x 7" x 1/2"-13
	G10228	2	Lock Washer, 1/2"
	G10102	2	Hex Nut, 1/2"-13
22.	G10674	-	Hose Clamp, No. 24
23.	G10007	-	Hex Head Cap Screw, 5/8"-11 x 1 1/2"
	G10230	-	Lock Washer, 5/8"
	G10104	-	Hex Nut, 5/8"-11
24.	G10629	-	Elbow, 90°, 1 1/4" NPT To Barb
25.	G4200-01	1	Hose, 1 1/4" x 22', 4 Row
	G4200-02	-	Hose, 1 1/4" x 27', 6 Row
	G4200-03	-	Hose, 1 1/4" x 32', 8 Row
26.	G10633	-	Tee, 1 1/4" Barb

LIQUID FERTILIZER PISTON PUMP DRIVE

(FRTZ269)

50 Tooth Drive Sprocket And 18 Tooth Driven Sprocket



ITEM	PART NO.	QTY.	DESCRIPTION
1.		-	See "Liquid Fertilizer Piston Pump Flow Divider", Pages P102 And P103
2.	GD11700	-	Adapter, 1/4" NPT To 3/8" Barb
3.	G10681	-	Hose Clamp, No. 6
4.	G4301-01	1	Hose, 3/8" x 30', 4 Row
	G4301-03	-	Hose, 3/8" x 60', 6 Row
	G4301-04	-	Hose, 3/8" x 100', 8 Row
5.		-	See "Liquid Fertilizer Piston Pump W/18 Tooth Sprocket (Crankcase Assembly)", Pages 96 And P97
6.		-	See "Liquid Fertilizer Piston Pump W/18 Tooth Sprocket (Crankcase Assembly)", Pages 96 And P97
7.		-	See "Liquid Fertilizer Piston Pump W/18 Tooth Sprocket (Cylinder Assembly)", Pages 98 And P99
8.	G10004	4	Hex Head Cap Screw, 3/8"-16 x 1 1/4"
	G10229	4	Lock Washer, 3/8"
	G10101	4	Hex Nut, 3/8"-16
9.	GD11180	1	Plate

LIQUID FERTILIZER PISTON PUMP DRIVE

ITEM	PART NO.	QTY.	DESCRIPTION
10.	G10003	4	Hex Head Cap Screw, 3/8"-16 x 1 1/2"
	G10210	4	Washer, 3/8" USS
	GR1122	4	Mounting Pad
	G10229	4	Lock Washer, 3/8"
	G10101	4	Hex Nut, 3/8"-16
11.	G10478	1	Clevis Pin, 5/16" x 1"
	G10409	1	Retaining Ring, 5/16"
	G10670	1	Hair Pin Clip, No. 3
12.	GA7336	1	Idler W/Bolt-On Sprockets
	GD7426	-	Sprocket, 12 Tooth
	GD1026	-	Sleeve, 1 3/16" Long
	G10210	-	Washer, 3/8" USS
	G10229	-	Lock Washer, 3/8"
	G10047	-	Hex Head Cap Screw, 3/8"-16 x 1 3/4"
13.	G11100	1	Hex Socket Button Head Cap Screw, 1/4"-20 x 1/2", Grade 8
	G10227	1	Lock Washer, 1/4"
	G10209	1	Washer, 1/4" USS
14.	G3310-126	1	Chain, No. 40, 126 Pitch Including Connector Link
	GR0912	-	Connector Link, No. 40
15.	GD2734-08	1	Sleeve, 1 1/4" O.D. x 5/8" Long
16.	G10303	3	Carriage Bolt, 5/16"-18 x 1"
	G10232	3	Lock Washer, 5/16"
	G10106	3	Hex Nut, 5/16"-18
17.	GD11045	2	Lock Clamp
	G10130	-	Square Head Machine Bolt, 5/16"-18 x 1 3/4"
	G10923	-	Flange Nut, 5/16"-18, No Serration
18.	GA5194	1	Sprocket, 50 Tooth
19.	G10233	2	Machine Bushing, 1", 10 Gauge
20.	G3400-01	2	Flangette
21.	G2100-03	1	Bearing, 7/8" Hex Bore, Spherical
22.	GD15685	1	Clamp
23.	GA6501	1	Drive Plate W/Grease Fitting
	G10641	-	Grease Fitting, 1/8" NPT
	G10640	-	Grease Fitting, 1/4"-28
24.	G10017	4	Hex Head Cap Screw, 1/2"-13 x 1 1/2"
	G10228	4	Lock Washer, 1/2"
	G10102	4	Hex Nut, 1/2"-13
25.	GD5857	1	Spring
26.	GD5990	1	Shaft, 74"
27.	GD3839	1	Coupler, 2"
28.	G10602	1	Spring Pin, 1/4" x 1 1/2"
29.	G10460	1	Cotter Pin, 1/4" x 2"
30.	G10130	-	Square Head Machine Bolt, 5/16"-18 x 1 3/4"
	G10923	-	Flange Nut, 5/16"-18, No Serration
31.	G11075	2	External Inverted Snap Ring, 7/8"
32.	G10496	2	External Inverted Snap Ring, 1 1/2"
33.	G10629	1	Elbow, 90°, 1 1/4" NPT To Barb
34.		-	See "Liquid Fertilizer Tanks, Saddles, Mounts, Hoses And Fittings", Pages P92 And P93
35.	G10615	1	Reducing Bushing, 1 1/2" Male NPT To 1 1/4" Female
36.	G10995	1	Reducing Bushing, 1" Male NPT To 3/4" Female, Stainless Steel
37.	G10292	-	Pipe Plug, 1/4" NPT
38.	GA3893	1	Strainer Complete
	GR0880	-	Screen, No. 40 Mesh
	GR0881	-	Gasket
	GR0882	-	Y-Body
	GR0883	-	End Cap
39.	G10994	1	Close Nipple, 3/4" NPT, Stainless Steel
40.	GD14431	1	Handle
41.	GD14427	1	Tightener Shaft, 4 7/8"
42.	G11078	1	Vinyl Cap
43.	GD14432	1	Sleeve, 1 1/4"
44.	GD14430	1	Release Collar, Gold, R.H.
45.	GD14413	1	Torsion Spring, L.H. (Used On R.H. Wrap Spring Wrench)
46.	G11237	1	Reducing Bushing, 1 1/2" Male NPT To 3/4" Female
47.		-	See "Liquid Fertilizer Piston Pump W/18 Tooth Sprocket", Pages P100 And P101
A.	G1K269	-	Lock Clamp Kit (Items 17 And 30)
B.	G1K378	-	Wrap Spring Wrench Replacement Kit, Gold Collar, R.H., (Items 13, 15, 31, 32 And 41-46)

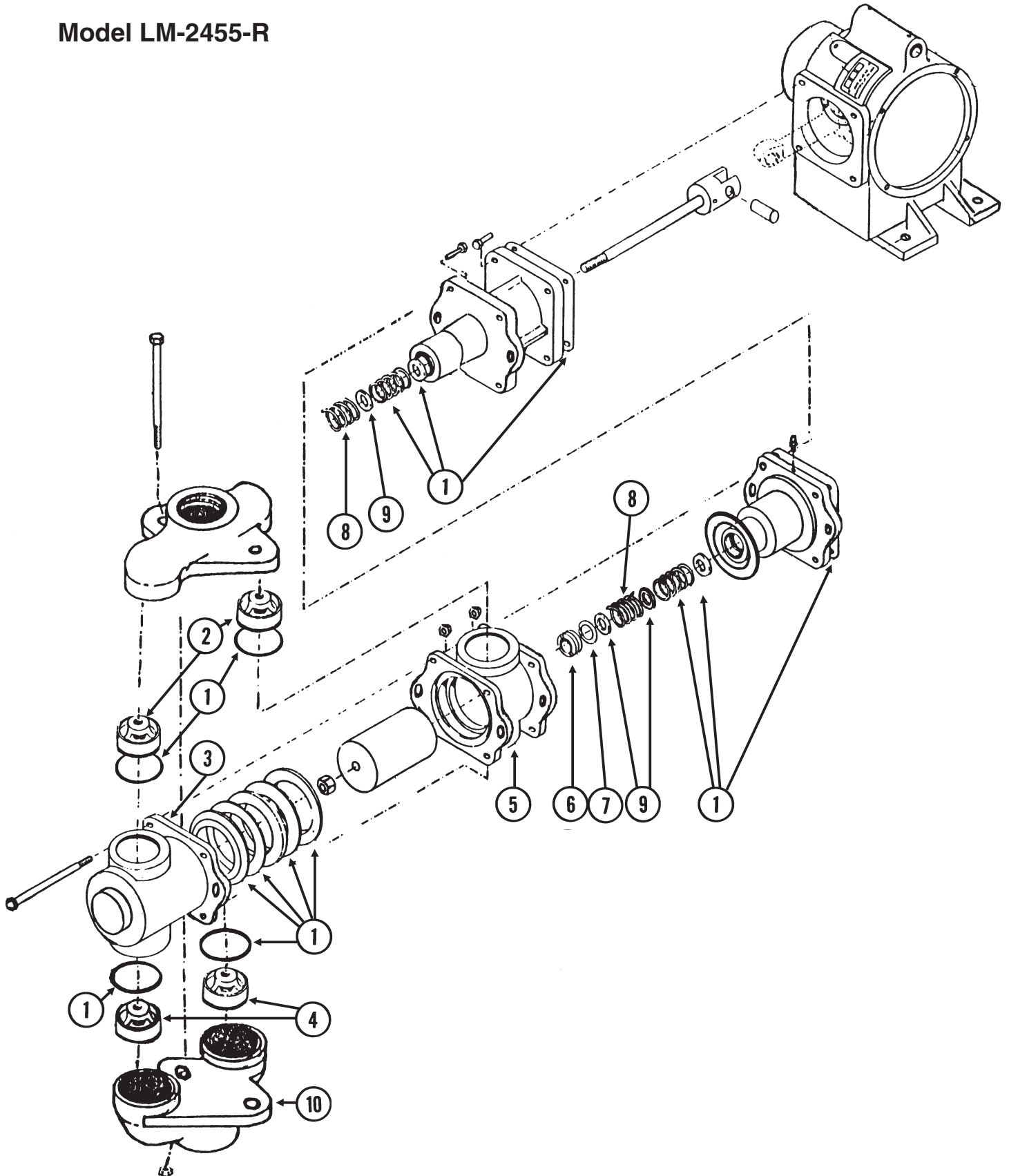
LIQUID FERTILIZER PISTON PUMP (Crankcase Assembly) Uses 18 Tooth Sprocket

ITEM	PART NO.	QTY.	DESCRIPTION
1.	GR1389	1	Sprocket, 18 Tooth
2.	G10688	2	Square Head Set Screw, 3/8"-16 x 5/8"
3.	GR1425	1	Repair Kit, Includes Item 1 On Pages P98 And P99
4.	GR1427	2	Bearing
5.	GR1420	1	Woodruff Key, 3/8"-16 x 1 3/4"
6.	GR1167	1	Square Head Cap Screw, 3/8"-16 x 1 3/4"
7.	G10043	4	Hex Head Cap Screw, 5/16"-18 x 3/4"
8.	GR1168	1	Scale
9.	G10108	1	Lock Nut, 3/8"-16
10.	G10693	3	Hex Socket Head Set Screw, 5/16"-18 x 3/8"
11.	GR1165	1	Arm
12.	GR1114	1	Flange
13.	GR1116	1	Bearing
14.	GR1421	1	Crankshaft
15.	GR1118	2	Setting Arm Key
16.	-	-	See "Liquid Fertilizer Piston Pump Drive", Pages P94 And P95
17.	GR1424	1	Adjustment Wrench
A.	GA8069	-	Piston Pump Complete W/18 Tooth Sprocket (Model LM-2455-R), Includes Crankcase Assembly On This Page And Cylinder Assembly On Pages P98 And P99

LIQUID FERTILIZER PISTON PUMP (Cylinder Assembly) Uses 18 Tooth Sprocket

JB-L2190-991(FRTZ171)

Model LM-2455-R



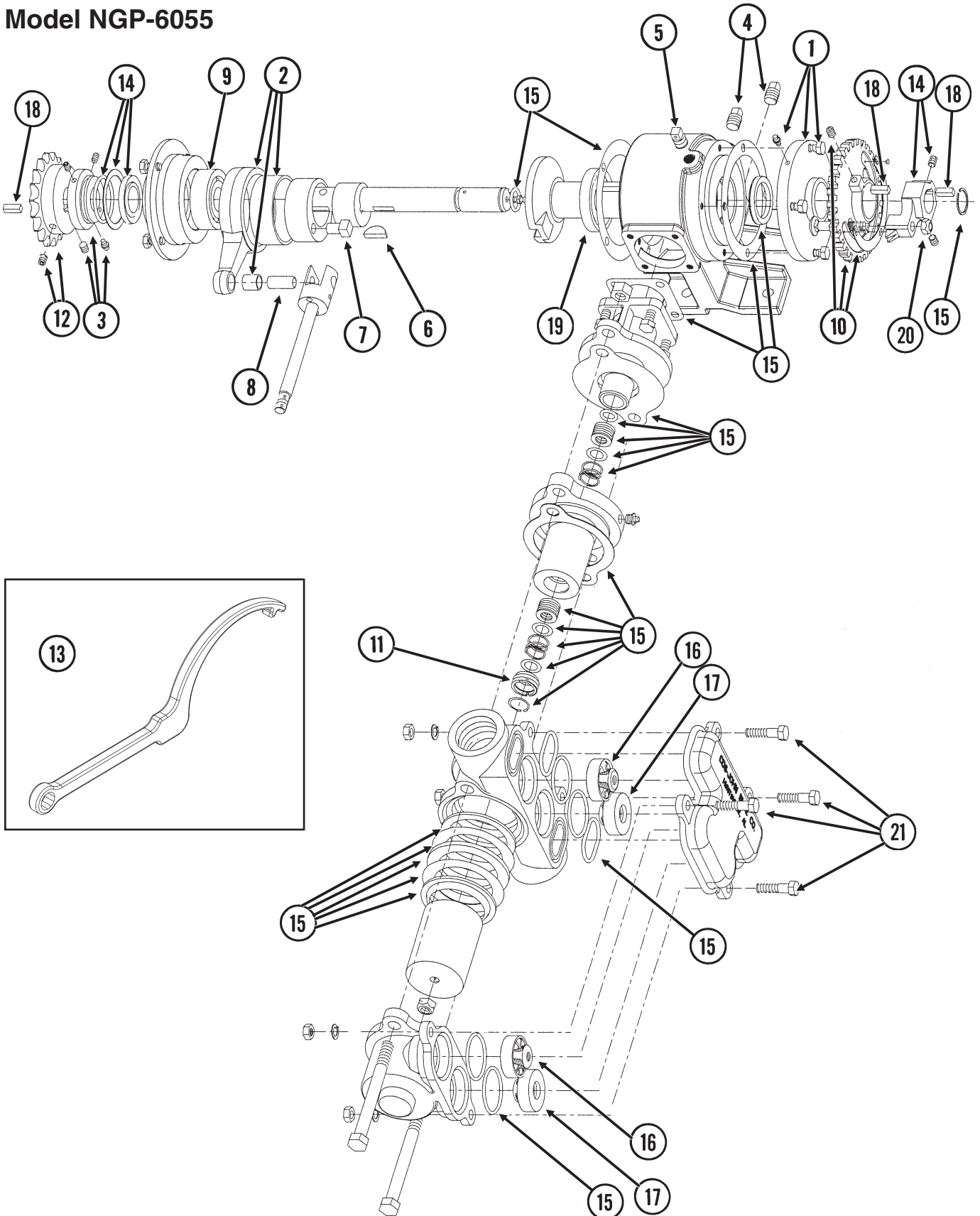
LIQUID FERTILIZER PISTON PUMP (Cylinder Assembly) Uses 18 Tooth Sprocket

ITEM	PART NO.	QTY.	DESCRIPTION
1.	GR1425	1	Repair Kit, Includes Item 3 On Pages P96 And P97
2.	GR1144	2	Discharge Valve
3.	GR1423	1	Outboard Cylinder
4.	GR1142	2	Suction Valve
5.	GR1422	1	Inboard Cylinder
6.	GR1134	1	Stuffing Box Insert
7.	GR1133	1	Retaining Ring
8.	GR1130	2	Packing Spring
9.	GR1129	3	Washer
10.	GR1451	1	Suction Manifold

LIQUID FERTILIZER PISTON PUMP Uses 18 Tooth Sprocket

(A12335a/GR1808)

Model NGP-6055



LIQUID FERTILIZER PISTON PUMP

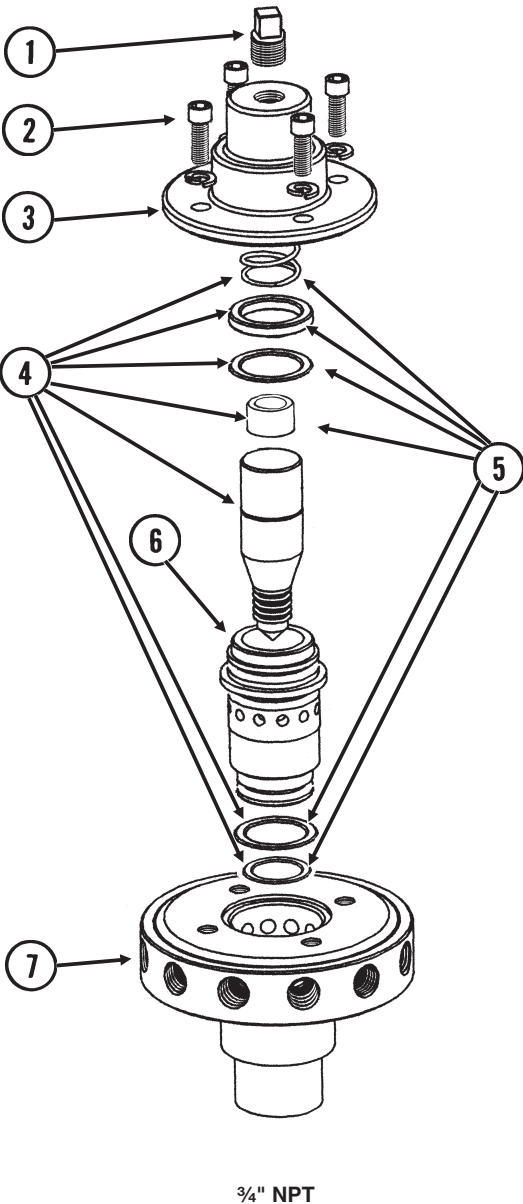
Uses 18 Tooth Sprocket

ITEM	PART NO.	QTY.	DESCRIPTION
1.	GR1804	1	Flange Cover Assembly
	G10991	4	Hex Head Cap Screw, 5/16"-18 x 7/8"
2.	GR1802	1	Connecting Rod Assembly
3.	GR1801	1	Spacer Assembly
	G10693	3	Hex Socket Head Set Screw, 5/16"-18 x 3/8"
4.	GR1123	2	Plug
5.	GR1543	1	Vent Plug
6.	GR1112	1	Woodruff Key
7.	GR1120	1	Eccentric Pin
8.	GR1124	1	Pin
9.	GR1104	1	Bearing
10.	GR1805	1	Setting Hub Assembly
11.	GR1134	1	Stuffing Box Insert
12.	GR1389	1	Sprocket, 18 Tooth
13.	GR1808	1	Adjustment Wrench
14.	GR1806	1	Setting Pointer Assembly
15.	GR1795	1	Repair Kit, Includes: (6) Gaskets, (9) O-Rings, (4) Washers, (1) Retaining Ring, (2) Oil Seals, (1) Snap Ring, (1) Thrust Washer, (1) Rod Bushing, (2) Flange Plunger Packings, (2) Packing Springs, (2) Rod Vee Packing Sets
16.	GR1799	2	Discharge Valve Assembly
17.	GR1797	2	Suction Valve Assembly
18.	GR1118	3	Setting Arm Key
19.	GR1116	1	Bearing
20.	G10306	1	Carriage Bolt, 3/8"-16 x 2"
	G10108	1	Lock Nut, 3/8"-16
21.	G10003	4	Hex Head Cap Screw, 3/8"-16 x 1 1/2"
	G10210	4	Washer, 3/8" USS
	G10229	4	Lock Washer, 3/8"
	G10101	4	Hex Nut, 3/8"-16
A.	GA12330	-	Piston Pump Complete W/18 Tooth Sprocket (Model NGP-6055)

LIQUID FERTILIZER PISTON PUMP FLOW DIVIDER

(FRTZ159/PT40a/FRTZ202c)

Model FD-1200 Flow Divider, 12 Outlet

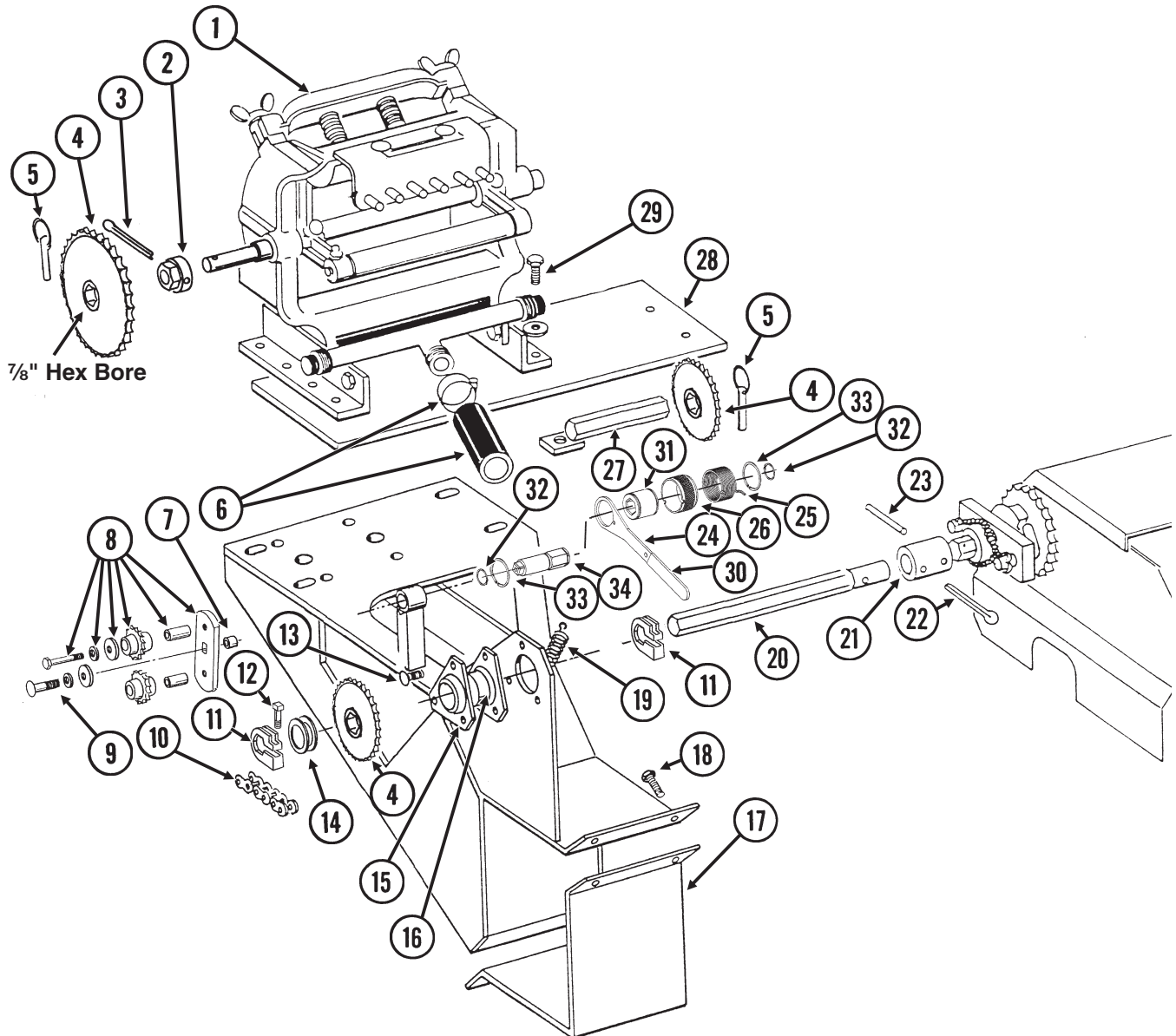


LIQUID FERTILIZER PISTON PUMP FLOW DIVIDER

ITEM	PART NO.	QTY.	DESCRIPTION
1.	GR1543	1	Vent Plug
2.	GR1542	4	Hex Socket Head Screw, 1/4"-20 x 3/4"
	GR1541	4	Lock Washer, 1/4", Stainless Steel
3.	GR1540	1	Cap
4.	GR1544	1	Needle Assembly W/Seal Kit (Item 22)
5.	GR1545	1	Seal Kit, Includes: (3) O-Rings, (1) Seal, (1) Spring, (1) Stainless Steel Sleeve
6.	GR1535	1	Sleeve
7.	GR1533	1	Body (12 Outlet)
A.	GA8931	1	Liquid Fertilizer Piston Pump Flow Divider Complete, 12 Outlet (Model FD-1200)

LIQUID FERTILIZER SQUEEZE PUMP MOUNTING BRACKET AND DRIVE

(FRTZ270)



ITEM	PART NO.	QTY.	DESCRIPTION
1.		-	See "Liquid Fertilizer Squeeze Pump", Pages P106-P107
2.	GD7127	1	Shear Coupler
3.	G10462	1	Cotter Pin, 3/16" x 2"
4.	GA5105	1	Sprocket, 15 Tooth
	GA5107	1	Sprocket, 19 Tooth
	GA6513	1	Sprocket, 32 Tooth
	GA5202	1	Sprocket, 34 Tooth
	GA6514	1	Sprocket, 46 Tooth
	GA6515	-	Sprocket, 62 Tooth (Optional)
5.	GD2558	2	Lynch Pin, 1/4"
6.		-	See "Liquid Fertilizer Tanks, Saddles, Mounts, Hoses And Fittings", Pages P92 And P93

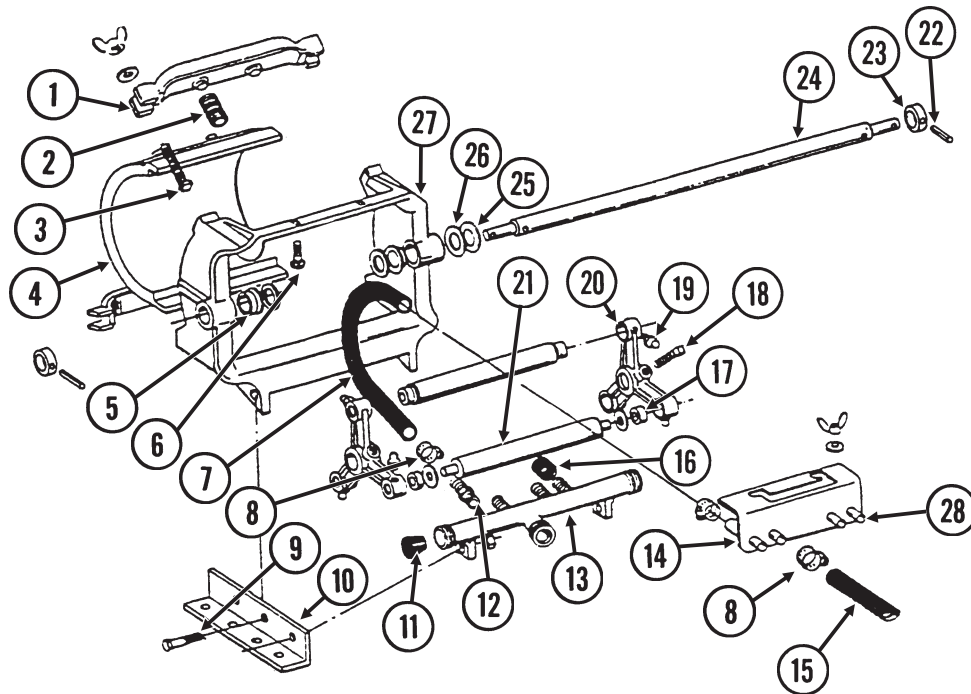
LIQUID FERTILIZER SQUEEZE PUMP MOUNTING BRACKET AND DRIVE

ITEM	PART NO.	QTY.	DESCRIPTION
7.	GD2734-08	1	Sleeve, 1 1/4" O.D. x 5/8" Long
8.	GA7336	1	Idler W/Bolt-On Sprockets
	GD7426	-	Sprocket, 12 Tooth
	GD1026	-	Sleeve, 1 3/16" Long
	G10210	-	Washer, 3/8" USS
	G10229	-	Lock Washer, 3/8"
	G10047	-	Hex Head Cap Screw, 3/8"-16 x 1 3/4"
9.	G11100	1	Hex Socket Button Head Cap Screw, 1/4"-20 x 1/2", Grade 8
	G10227	1	Lock Washer, 1/4"
	G10209	1	Washer, 1/4" USS
10.	G3310-140	1	Chain, No. 40, 140 Pitch Including Connector Link
	GR0912	-	Connector Link, No. 40
11.	GD11045	2	Lock Clamp
12.	G10130	2	Square Head Machine Bolt, 5/16"-18 x 1 3/4"
	G10923	2	Flange Nut, 5/16"-18, No Serration
13.	G10303	3	Carriage Bolt, 5/16"-18 x 1"
	G10232	3	Lock Washer, 5/16"
	G10106	3	Hex Nut, 5/16"-18
14.	G10233	-	Machine Bushing, 1", 10 Gauge
15.	G3400-01	2	Flangette
16.	G2100-03	1	Bearing, 7/8" Hex Bore, Spherical
17.	GD15685	1	Clamp
18.	G10017	4	Hex Head Cap Screw, 1/2"-13 x 1 1/2"
	G10228	4	Lock Washer, 1/2"
	G10102	4	Hex Nut, 1/2"-13
19.	GD5857	1	Spring
20.	GD5988	-	Shaft, 36", 4 Row 30"/36"/38" And 6 Row 30"/36"/38"
	GD5990	-	Shaft, 74", 8 Row 30"
21.	GD3839	1	Coupler, 2"
22.	G10460	1	Cotter Pin, 1/4" x 2"
23.	G10602	1	Spring Pin, 1/4" x 1 1/2"
24.	GD14431	1	Handle
25.	GD14413	1	Torsion Spring, L.H. (Used On R.H. Wrap Spring Wrench)
26.	GD14430	1	Release Collar, Gold, R.H.
27.	GA5229	1	Sprocket Storage Rod
28.	GD6165	-	Plate, 8 Row 30" Only
29.	G10004	4	Hex Head Cap Screw, 3/8"-16 x 1 1/4"
	G10210	4	Washer, 3/8" USS
	G10229	4	Lock Washer, 3/8"
	G10101	4	Hex Nut, 3/8"-16
30.	G11078	1	Vinyl Cap
31.	GD14432	1	Sleeve, 1 1/4"
32.	G11075	2	External Inverted Snap Ring, 7/8"
33.	G10496	2	External Inverted Snap Ring, 1 1/2"
34.	GD14427	1	Tightener Shaft, 4 7/8"
A.	G1K269	-	Lock Clamp Kit (Items 11 And 12)
B.	G1K378	-	Wrap Spring Wrench Replacement Kit, Gold Collar, R.H., (Items 7, 9, 24-26 And 32-36)

LIQUID FERTILIZER SQUEEZE PUMP

4 ROW

LFC011(PT46a)

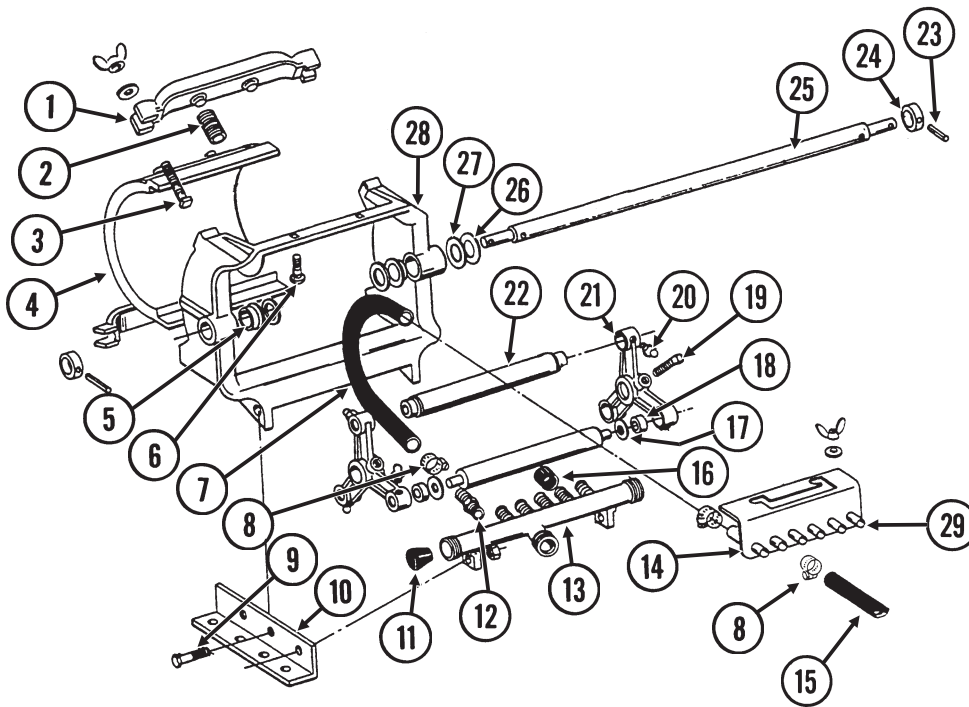


ITEM	PART NO.	QTY.	DESCRIPTION
1.	GR0216	2	Spring Anchor Bar
2.	GR0214	4	Spring
3.	G10130	4	Square Head Machine Bolt, 5/16"-18 x 1 3/4"
	G10219	4	Washer, 5/16" USS
	G10144	4	Wing Nut, 5/16"-18
4.	GR0212	1	Plate
5.	GR0207	2	Nylon Bushing
6.	G10303	2	Carriage Bolt, 5/16"-18 x 1"
	G10219	2	Washer, 5/16" USS
	G10144	2	Wing Nut, 5/16"-18
7.	GR0215	4	Metering Hose, 1/2" x 13"
8.	G10681	-	Hose Clamp, No. 6
9.	G10004	4	Hex Head Cap Screw, 3/8"-16 x 1 1/4"
	G10101	4	Hex Nut, 3/8"-16
10.	GR0213	2	Angle
11.	GR0217	2	Manifold Plug
12.	GR0232	4	Adapter
13.	GR0228	1	Intake Manifold
14.	GR1484	1	Discharge Manifold Less Hose Barbs
15.	G4301-01	1	Hose, 3/8" x 30'
16.	GR0211	2	Rubber Cap
17.	GR0227	6	Nylon Washer
18.	G10131	2	Square Head Set Screw, 5/16"-18 x 3/4"
19.	G10640	2	Grease Fitting, 1/4"-28
20.	GR0223	2	Roller Arm
21.	GR0209	3	Roller
22.	G10718	2	Spring Pin, 5/16" x 1 1/8"
23.	GD9109	2	Sleeve
24.	GD9107	1	Shaft
25.	GR0226	2	Shim, 3/64"
26.	GR0225	2	Shim, 1/32"
27.	GR0208	1	Frame
28.	GR1577	4	Nylon Hose Barb, 1/2" x 3/8" (If Applicable)
A.	GA8690	-	Squeeze Pump Complete, 4 Row (Items 1-14, 16-21 And 24-28)

LIQUID FERTILIZER SQUEEZE PUMP

6 ROW

LFC011/LFC011(PT47a)

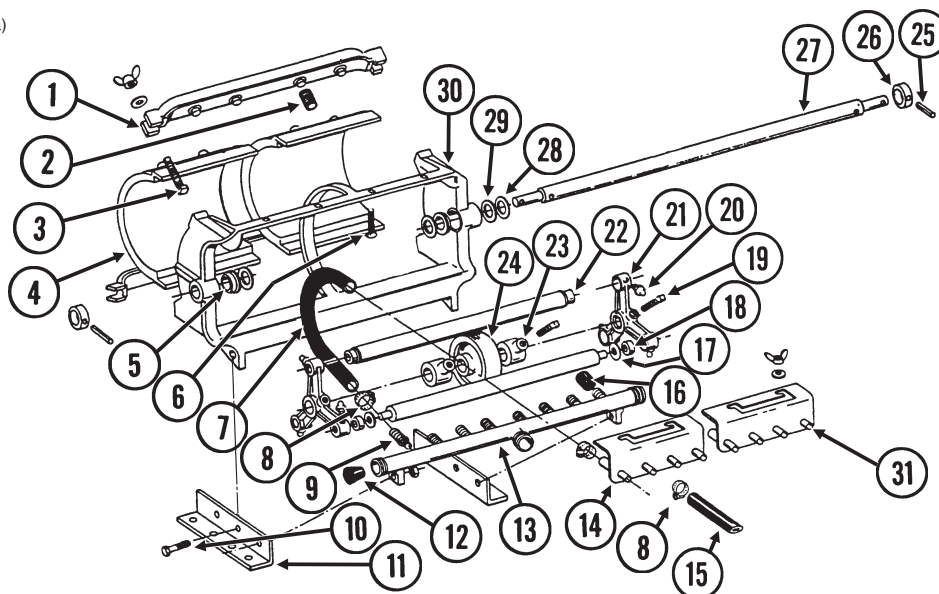


ITEM	PART NO.	QTY.	DESCRIPTION
1.	GR0216	2	Spring Anchor Bar
2.	GR0214	4	Spring
3.	G10130	4	Square Head Machine Bolt, 5/16"-18 x 1 3/4"
	G10219	4	Washer, 5/16" USS
	G10144	4	Wing Nut, 5/16"-18
4.	GR0212	1	Plate
5.	GR0207	2	Nylon Bushing
6.	G10303	2	Carriage Bolt, 5/16"-18 x 1"
	G10219	2	Washer, 5/16" USS
	G10144	2	Wing Nut, 5/16"-18
7.	GR0215	6	Metering Hose, 1/2" x 13"
8.	G10681	-	Hose Clamp, No. 6
9.	G10004	4	Hex Head Cap Screw, 3/8"-16 x 1 1/4"
	G10101	4	Hex Nut, 3/8"-16
10.	GR0213	2	Angle
11.	GR0217	2	Manifold Plug
12.	GR0232	6	Adapter
13.	GR0228	1	Intake Manifold
14.	GR1484	1	Discharge Manifold Less Hose Barbs
15.	G4301-03	1	Hose, 3/8" x 60'
16.	GR0211	-	Rubber Cap
17.	GR0229	6	Nylon Washer
18.	GR1626	6	Bushing
19.	G10131	2	Square Head Set Screw, 5/16"-18 x 3/4"
20.	G10640	8	Grease Fitting, 1/4"-28
21.	GR0231	2	Roller Arm
22.	GR0233	3	Roller
23.	G10718	2	Spring Pin, 5/16" x 1 1/8"
24.	GD9109	2	Sleeve
25.	GD9107	1	Shaft
26.	GR0226	2	Shim, 3/64"
27.	GR0225	2	Shim, 1/32"
28.	GR0208	1	Frame
29.	GR1577	6	Nylon Hose Barb, 1/2" x 3/8" (If Applicable)
A.	GA8691	-	Squeeze Pump Complete, 6 Row (Items 1-13, 15-22 And 25-29)

LIQUID FERTILIZER SQUEEZE PUMP

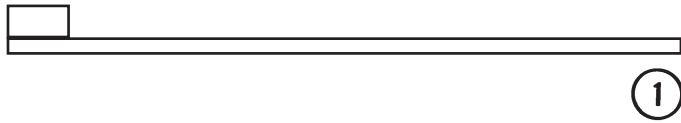
8 ROW

LFC010(PT48a)



ITEM	PART NO.	QTY.	DESCRIPTION
1.	GR0221	2	Spring Anchor Bar
2.	GR0214	8	Spring
3.	G10130	4	Square Head Machine Bolt, 5/16"-18 x 1 3/4"
	G10219	4	Washer, 5/16" USS
	G10144	4	Wing Nut, 5/16"-18
4.	GR0212	2	Plate
5.	GR0207	2	Nylon Bushing
6.	G10303	4	Carriage Bolt, 5/16"-18 x 1"
	G10219	4	Washer, 5/16" USS
	G10144	4	Wing Nut, 5/16"-18
7.	GR0215	8	Metering Hose, 1/2" x 13"
8.	G10681	-	Hose Clamp, No. 6
9.	GR0232	8	Adapter
10.	G10004	4	Hex Head Cap Screw, 3/8"-16 x 1 1/4"
	G10101	4	Hex Nut, 3/8"-16
11.	GR0279	1	Angle, L.H.
	GR0280	1	Angle, R.H.
12.	GR0217	2	Manifold Plug
13.	GR0284	1	Intake Manifold
14.	GR1485	2	Discharge Manifold Less Hose Barbs
15.	G4301-04	1	Hose, 3/8" x 100'
16.	GR0211	-	Rubber Cap
17.	GR0229	6	Nylon Washer
18.	GR1626	6	Bushing
19.	G10131	2	Square Head Set Screw, 5/16"-18 x 3/4"
20.	G10640	8	Grease Fitting, 1/4"-28
21.	GR0231	2	Roller Arm
22.	GR0283	3	Roller
23.	GR0282	2	Set Collar
24.	GR0281	1	Back Up Roller
25.	G10718	2	Spring Pin, 5/16" x 1 1/8"
26.	GD9109	2	Sleeve
27.	GD9108	1	Shaft
28.	GR0226	4	Shim, 3/64"
29.	GR0225	4	Shim, 1/32"
30.	GR0222	1	Frame
31.	GR1577	8	Nylon Hose Barb, 1/2" x 3/8" (If Applicable)
A.	GA8692	-	Squeeze Pump Complete, 8 Row (Items 1-14, 16-24 And 27-31)

DECALS, PAINT AND MISCELLANEOUS



ROTATE KNURLED COLLAR ON WRAP SPRING TIGHTENER TO RELEASE SPRING TENSION

7100-295

! WARNING

TO AVOID INJURY --
STAND CLEAR--KEEP OTHERS AWAY WHEN RAISING OR LOWERING MARKERS. BEFORE TRANSPORTING PLANTER FULLY EXTEND HYDRAULIC CYLINDERS AND INSTALL LOCKING PINS WHERE PROVIDED.

7100-42

! WARNING !

1. Read and understand the Operator's Manual.
2. Stop the tractor engine before leaving the operator's platform.
3. Keep riders off the machine.
4. Make certain everyone is clear of the machine before starting the tractor engine and operating.
5. Keep all shields in place.
6. Never lubricate, adjust, unclog or service the machine with tractor engine running.
7. Wait for all movement to stop before servicing.
8. Keep hands, feet and clothing away from moving parts.
9. Use flashing warning lights when operating on highways except when prohibited by law.

7100-46

! WARNING

TO AVOID INJURY ...
ALWAYS USE THE HYDRAULIC CYLINDER SAFETY LOCKUP CHANNEL WHEN SERVICING MACHINE IN RAISED POSITION OR WHEN TRANSPORTING MACHINE ON THE ROAD. AFTER USE RETURN TO STORAGE LOCATION.

7100-47

KINZE

Double Frame

3000

! DANGER

THIS PLANTER IS DESIGNED TO BE DRIVEN BY GROUND TIRES ONLY. THE USE OF HYDRAULIC, ELECTRIC OR PTO DRIVES MAY CREATE SERIOUS SAFETY HAZARDS TO YOU AND THE PEOPLE NEARBY. IF YOU INSTALL SUCH DRIVES YOU MUST FOLLOW ALL APPROPRIATE SAFETY STANDARDS AND PRACTICES TO PROTECT YOU AND OTHERS NEAR THIS PLANTER FROM INJURY.

7100-89

! WARNING !

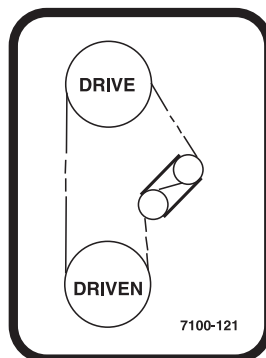
THIS MACHINE HAS BEEN DESIGNED AND BUILT WITH YOUR SAFETY IN MIND. DO NOT MAKE ANY ALTERATIONS OR CHANGES TO THIS MACHINE. ANY ALTERATION TO THE DESIGN OR CONSTRUCTION MAY CREATE SAFETY HAZARDS.

7100-90

! WARNING !

AGRICULTURAL CHEMICALS CAN BE DANGEROUS. IMPROPER SELECTION OR USE CAN SERIOUSLY INJURE PERSONS, ANIMALS, PLANTS, SOIL OR OTHER PROPERTY. BE SAFE, SELECT THE RIGHT CHEMICAL FOR THE JOB. HANDLE WITH CARE. FOLLOW THE INSTRUCTIONS ON THE CONTAINER LABEL AND OF THE EQUIPMENT MANUFACTURER.

7100-115



USE 1 TABLESPOON POWDERED GRAPHITE WITH EACH HOPPER FILL OF SEED. SEED TREATMENT, FOREIGN MATERIAL, DIRT, OR SEED CHAFF MAY CAUSE GRADUAL REDUCTION OF SEED POPULATION. REFER TO MANUAL FOR MAINTENANCE AND CARE.

7100-153

DECALS, PAINT AND MISCELLANEOUS



15




16



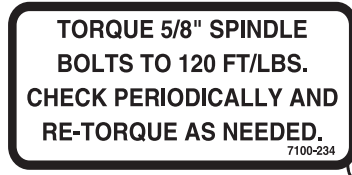
17



18



19



20

NOTE

It is the responsibility of the user to read and understand the Operator's Manual in regards to safety, operation, lubrication and maintenance before operation of this equipment.

AN OPERATOR & PARTS MANUAL IS AVAILABLE FOR THIS MACHINE.

To obtain a manual, furnish model number and serial number and contact your KINZE Dealer or KINZE Manufacturing, Inc., P.O. Box 806 Williamsburg, IA 52361-0806 USA

21



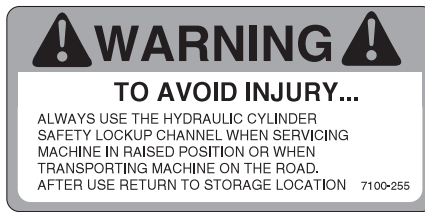
22



23



24



26




25

KINZE 3000

27



28



29



30

DECALS, PAINT AND MISCELLANEOUS

ITEM	PART NO.	QTY.	DESCRIPTION
1.	GD1162	-	Tie Strap, 28"
	GD1512	-	Tie Strap, 7 1/2"
	GD2117	-	Tie Strap, 14 1/2"
	GD2984	-	Tie Strap, 34"
2.	G7100-295	-	Decal, Spring Tension Release
3.	G7100-42	4	Decal, Warning
4.	G7100-46	1	Decal, Warning
5.	G7100-47	2-4	Decal, Warning
6.	G7100-104	1	Decal, KINZE®, 3" x 12"
7.	G7100-302	1	Decal, Warning
8.	G7100-60	1	Decal, Double Frame®
9.	G7100-238	1	Decal, 3000
10.	G7100-89	2-4	Decal, Danger
11.	G7100-90	1	Decal, Warning
12.	G7100-115	-	Decal, Warning (1 Per Granular Chemical Hopper)
13.	G7100-121	1	Decal, Transmission
14.	G7100-153	-	Decal, Information (1 Per Brush-Type Seed Meter)
15.	G7100-247	-	Decal, Logo, 4 3/8" x 4 1/2" (2 Per Row Unit)
	G7100-252	-	Decal, Logo, 3 1/2" x 3 5/8" (Hopper Panel Extension)
16.	G7100-249	-	Decal, Caution
17.	G7100-116	-	Decal, Grease Daily
18.	G7100-111	-	Decal, Oil Daily
19.	G7100-208	2	Decal, Interplant®
20.	G7100-234	-	Decal, Bolt Torque
21.	G7100-217	1	Decal, Note
22.	GR0155	-	Blue Paint, Aerosol Can
	GR0155MPP	-	Blue Paint, Twelve Aerosol Cans
23.	GR0146	-	Powdered Graphite, 1 Pound Container
	GR0146MPP	-	Powdered Graphite, Twenty-Four 1 Pound Containers
24.	GR1570MPP	-	Talc Lubricant, Four 8 Pound Containers
	GR1828	-	Talc Lubricant, 30 Pound Container
25.	G7100-253	-	Decal, Warning
26.	G7100-255	-	Decal, Warning
27.	G7100-292	-	Decal, KINZE® 3000
28.	G7100-258	-	Reflective Decal, Red, 1 1/2" x 9", Rectangular (If Applicable)
	G7100-259	-	Reflective Decal, Amber, 1 1/2" x 9", Rectangular (If Applicable)
	G7100-260	-	Reflective Decal, Orange, 1 1/2" x 9", Rectangular (If Applicable)
29.	G7100-261	-	Reflective Decal, Red, 1 3/4" x 9", Die-Cut (If Applicable)
	G7100-262	-	Reflective Decal, Amber, 1 3/4" x 9", Die-Cut (If Applicable)
	G7100-263	-	Reflective Decal, Orange, 1 3/4" x 9", Die-Cut (If Applicable)
30.	GM0188	-	Operator & Parts Manual, Model 3000 (Mechanical Seed Metering)

NUMERICAL INDEX

Part No.	Page	Part No.	Page	Part No.	Page
A1000	P59, P61	A8020	P35	G10101	P4, P10, P11, P19, P33, P39, P53, P55, P67, P69, P71, P73, P75, P79, P94, P95, P101, P105, P106, P107, P108
A1013	P61	A8775	P52	G10102	P9, P27, P31, P34, P37, P42, P43, P45, P47, P49, P63, P71, P75, P77, P81, P85, P87, P89, P93, P95, P105
A1018	P57, P59, P61	A8827	P51	G10103	P19, P38, P39, P65, P67
A1019	P59, P61	A8923	P53	G10104	P4, P11, P33, P35, P37, P79, P81, P85, P89, P93
A1020	P57, P61	A9442	P52	G10105	P37, P78, P93
A1021	P57, P61	G10001	P4, P9, P10, P39, P55, P67, P69, P71, P73, P78	G10106	P9, P25, P38, P39, P42, P89, P95, P105
A1039	P61	G10002	P17, P81	G10107	P9, P10, P21, P31, P35, P39, P42, P75, P81, P83
A1044	P61	G10003	P3, P19, P95, P101	G10108	P3, P12, P17, P33, P35, P38, P73, P78, P79, P81, P83, P97, P101
A1054	P61	G10004	P33, P43, P79, P94, P105, P106, P107, P108	G10109	P7, P9, P10, P23, P27, P29, P31, P45, P47, P75, P83
A1055	P61	G10005	P31	G10110	P19, P63
A1076	P57, P59, P61	G10006	P9, P27	G10111	P10, P21, P23, P25, P27, P31, P35, P37, P43, P73, P75, P79, P81, P83, P87
A1079	P61	G10007	P4, P5, P11, P31, P35, P78, P93	G10112	P31, P35
A1086	P59	G10008	P37, P45	G10128	P42, P43
A1090	P61	G10009	P37	G10130	P40, P41, P71, P95, P105, P106, P107, P108
A1102	P57	G10010	P7, P29, P31, P77, P84	G10131	P40, P41, P106, P107, P108
A1105	P59	G10011	P31, P81	G10133	P10, P27, P29, P31, P45, P47, P75, P83, P89
A1138	P57, P59	G10013	P10	G10139	P37
A1150	P57	G10014	P7, P31	G10144	P106, P107, P108
A1153	P57	G10015	P9	G10152	P9
A1168	P59	G10016	P79, P87	G10157	P34, P35
A1170	P57	G10017	P23, P25, P35, P43, P81, P95, P105	G10159	P37
A1171	P57	G10018	P7, P9	G10168	P49, P71
A1173	P57, P59	G10019	P75	G10169	P34
A1177	P57, P59	G10020	P14	G10171	P9, P89
A1179	P57, P59	G10021	P14	G10177	P89
A1182	P57, P59	G10022	P14, P65, P67	G10187	P45
A3113	P57	G10023	P17, P38, P63		
A3114	P61	G10025	P37		
A3115	P59	G10026	P37		
A3119	P59	G10033	P27, P42, P87		
A3128	P61	G10035	P85		
A3132	P61	G10036	P21		
A3135	P57, P59, P61	G10037	P42, P89		
A3136	P57	G10038	P43		
A3137	P61	G10039	P23, P25, P31, P63, P79		
A3142	P57, P59, P61	G10043	P97		
A3143	P61	G10045	P27, P75		
A3147	P57, P59, P61	G10046	P31, P75, P81		
A3150	P59, P61	G10047	P35, P43, P81, P87, P95, P105		
A3175	P59	G10048	P35		
A3208	P59, P61	G10049	P79		
A3209	P61	G10053	P42, P87		
A3211	P57	G10055	P39		
A10759	P17	G10061	P12, P35		
A4295	P50	G10064	P10, P39, P63		
A7370	P39	G10096	P93		
A7538	P50	G10100	P79		
A8011	P35				
A8012	P35				
A8013	P35				
A8014	P35				
A8015	P35				
A8016	P35				
A8017	P35				
A8018	P35				
A8019	P35				

NUMERICAL INDEX

Part No.	Page	Part No.	Page	Part No.	Page
G10201.....	P3, P17, P33, P89	G10284.....	P33	G10504.....	P75
G10203.....	P33, P38, P43, P55, P83	G10292.....	P95	G10507.....	P78
G10204.....	P5, P7, P75, P84	G10303.....	P9, P23, P38, P39, P42, P89, P95, P105, P106, P107, P108	G10523.....	P19
G10205.....	P31, P77, P78, P79	G10304.....	P3	G10526.....	P77
G10206.....	P29, P35, P73, P81, P89	G10305.....	P20, P75	G10527.....	P43
G10207.....	P3	G10306.....	P19, P38, P81, P83, P101	G10529.....	P20
G10209.....	P18, P19, P39, P43, P63, P95, P105	G10307.....	P33	G10531.....	P15
G10210.....	P3, P9, P10, P11, P12, P17, P33, P35, P38, P43, P73, P75, P79, P81, P87, P95, P101, P105	G10308.....	P10, P20	G10535.....	P71
G10211.....	P65, P67	G10309.....	P12	G10536.....	P23, P25
G10213.....	P5, P29, P31, P75	G10310.....	P19	G10542.....	P75
G10215.....	P57, P59, P61	G10312.....	P3, P17	G10544.....	P49
G10216.....	P7, P23, P25, P33, P34, P35, P37, P77, P79	G10315.....	P9, P10, P19	G10546.....	P12, P18
G10217.....	P81	G10318.....	P25	G10551.....	P3
G10219.....	P9, P23, P38, P81, P89, P106, P107, P108	G10322.....	P79	G10560.....	P77
G10220.....	P78	G10323.....	P14	G10561.....	P89
G10221.....	P75	G10325.....	P5, P17, P73	G10567.....	P12, P17, P18
G10226.....	P47, P73	G10326.....	P3	G10570.....	P18
G10227.....	P19, P38, P39, P43, P65, P67, P95, P105	G10328.....	P5	G10572.....	P25
G10228.....	P7, P27, P34, P37, P42, P43, P45, P47, P49, P63, P71, P75, P77, P81, P85, P87, P89, P93, P95, P105	G10338.....	P7, P12	G10574.....	P21, P27, P31, P73
G10229.....	P4, P10, P11, P17, P19, P33, P39, P43, P55, P67, P69, P71, P73, P75, P79, P87, P94, P95, P101, P105	G10348.....	P27, P34	G10581.....	P37, P71, P73
G10230.....	P4, P7, P10, P11, P33, P35, P37, P42, P45, P77, P79, P81, P85, P89, P93	G10370.....	P39	G10585.....	P23, P25, P87
G10231.....	P37, P93	G10371.....	P27	G10587.....	P89
G10232.....	P9, P38, P39, P42, P75, P81, P89, P95, P105	G10400.....	P31	G10588.....	P89
G10233.....	P39, P40, P41, P42, P71, P84, P87, P91, P95, P105	G10401.....	P14	G10592.....	P79
G10235.....	P39	G10408.....	P87	G10594.....	P79
G10237.....	P79	G10409.....	P43, P87, P95	G10597.....	P23, P25
G10257.....	P18	G10412.....	P4, P12, P33, P39	G10599.....	P10, P11, P33, P79
G10278.....	P93	G10419.....	P87	G10602.....	P12, P14, P15, P17, P18, P39, P40, P41, P43, P87, P95, P105
		G10427.....	P5, P9	G10603.....	P14, P15, P83
		G10428.....	P73	G10604.....	P14
		G10430.....	P41	G10610.....	P37, P77
		G10438.....	P3, P77	G10615.....	P95
		G10445.....	P87	G10619.....	P93
		G10449.....	P50	G10620.....	P3, P7, P12, P17, P77, P84
		G10450.....	P81	G10621.....	P12, P14, P17, P20
		G10451.....	P73, P75, P89	G10622.....	P5, P20
		G10452.....	P19	G10626.....	P93
		G10453.....	P41	G10629.....	P93, P95
		G10456.....	P33, P77	G10633.....	P93
		G10459.....	P79	G10634.....	P15
		G10460.....	P37, P40, P41, P43, P45, P47, P73, P87, P89, P95, P105	G10636.....	P37
		G10462.....	P43, P87, P104	G10640.....	P7, P37, P43, P45, P47, P51, P73, P77, P79, P81, P83, P87, P95, P106, P107, P108
		G10463.....	P9, P33	G10641.....	P47, P78, P89, P95
		G10470.....	P14	G10643.....	P31
		G10478.....	P43, P95	G10645.....	P73
		G10496.....	P43, P71, P95, P105	G10647.....	P35
		G10499.....	P75	G10655.....	P89
		G10500.....	P14	G10660.....	P18
		G10501.....	P27, P39	G10669.....	P3
		G10503.....	P23, P25, P29, P31, P75, P83	G10670.....	P17, P45, P89, P95

NUMERICAL INDEX

Part No.	Page	Part No.	Page	Part No.	Page
G10672.....	P89, P93	G11058.....	P35	G3310-98.....	P87
G10674.....	P93	G11073.....	P18	G3400-01.....	P39, P43, P95, P105
G10676.....	P89	G11075.....	P43, P95, P105	G4100-02.....	P34
G10681.....	P75, P94, P106, P107, P108	G11078.....	P43, P95, P105	G4200-01.....	P93
G10688.....	P97	G11081.....	P37	G4200-02.....	P93
G10690.....	P14	G11085.....	P35	G4200-03.....	P93
G10693.....	P97, P101	G11098.....	P29	G4205-11.....	P93
G10718.....	P33, P106, P107, P108	G11100.....	P43, P95, P105	G4301-01.....	P94, P106
G10722.....	P49	G11151.....	P15	G4301-03.....	P94, P107
G10724.....	P49	G11182.....	P93	G4301-04.....	P94, P108
G10725.....	P49	G11209.....	P19	G6326X.....	P4
G10732.....	P4, P33	G11237.....	P95	G6400-06.....	P55
G10751.....	P12, P33, P39	G1K215.....	P77	G6400-08.....	P57, P59, P61
G10752.....	P12	G1K248.....	P63, P65, P67, P69	G6400-08-04.....	P61
G10757.....	P19	G1K249.....	P67, P69	G6400-08-06.....	P61
G10758.....	P19	G1K252.....	P63, P65, P67, P69	G6500-06.....	P57, P59
G10765.....	P29	G1K253.....	P39	G6500-08.....	P61
G10765.....	P31	G1K267.....	P65, P67, P69	G6500-08-06.....	P61
G10801.....	P9, P10	G1K268.....	P65, P67, P69	G6502-06.....	P57, P59
G10830.....	P83	G1K269.....	P40, P41, P71, P95, P105	G6502-08.....	P61
G10844.....	P49	G1K296.....	P7	G6602-08.....	P59, P61
G10862.....	P79	G1K320.....	P63, P67, P69	G6795X.....	P85
G10864.....	P19	G1K321.....	P63, P67, P69	G6801-06-08.....	P57, P59
G10871.....	P81	G1K322.....	P67, P69	G6801-08.....	P57, P59, P61
G10879.....	P47	G1K323.....	P66, P68	G7100-104.....	P111
G10890.....	P39	G1K331.....	P71	G7100-111.....	P111
G10895.....	P35	G1K345.....	P10	G7100-115.....	P111
G10903.....	P35	G1K362.....	P65, P67, P69	G7100-116.....	P111
G10908.....	P83	G1K363.....	P65, P67, P69	G7100-121.....	P111
G10909.....	P71	G1K378.....	P43, P95, P105	G7100-153.....	P111
G10912.....	P5, P33	G1K385.....	P19	G7100-208.....	P111
G10917.....	P93	G1K411.....	P34	G7100-217.....	P111
G10921.....	P18	G1K467.....	P29	G7100-234.....	P111
G10923.....	P40, P41, P71, P95, P105	G2100-03.....	P39, P43, P95, P105	G7100-238.....	P111
G10924.....	P7	G2403-06.....	P57	G7100-247.....	P111
G10938.....	P75	G2403-08.....	P57	G7100-249.....	P111
G10939.....	P53	G2403-08.....	P59, P61	G7100-252.....	P111
G10940.....	P7	G2603-08.....	P59, P61	G7100-253.....	P111
G10957.....	P53	G2603-08-08-06.....	P57, P59	G7100-255.....	P111
G10958.....	P50, P51, P53	G2701-08.....	P57	G7100-258.....	P111
G10961.....	P77, P84	G2703-08.....	P59, P61	G7100-259.....	P111
G10967.....	P52	G306-08.....	P57, P59, P61	G7100-260.....	P111
G10968.....	P71	G3303-114.....	P18	G7100-261.....	P111
G10974.....	P29, P31	G3303-16.....	P3	G7100-262.....	P111
G10991.....	P81, P101	G3303-96.....	P33	G7100-263.....	P111
G10993.....	P35	G3303-98.....	P3	G7100-292.....	P111
G10994.....	P95	G3305-01.....	P20	G7100-295.....	P111
G10995.....	P95	G3310-100.....	P42	G7100-302.....	P111
G11007.....	P3	G3310-126.....	P95	G7100-42.....	P111
G11008.....	P3	G3310-132.....	P39	G7100-46.....	P111
G11009.....	P14, P15	G3310-138.....	P71	G7100-47.....	P111
G11010.....	P31	G3310-140.....	P105	G7100-60.....	P111
G11015.....	P3	G3310-252.....	P71	G7100-89.....	P111
G11034.....	P83	G3310-80.....	P43	G7100-90.....	P111
		G3310-92.....	P42	G7566X.....	P11
				GA0167.....	P49

NUMERICAL INDEX

Part No.	Page	Part No.	Page	Part No.	Page
GA0237	P78	GA2068	P39	GA5385	P63
GA0243	P49	GA2075	P19	GA5552	P55
GA0245	P49	GA2094	P20	GA5572	P55
GA0257	P49	GA2142	P37	GA5600	P66, P68
GA0312	P75	GA2147	P37	GA5624	P43, P87
GA0328	P75	GA2148	P37	GA5625	P21
GA0378	P41	GA2180	P71	GA5629	P43
GA0810	P75	GA2558	P37	GA5651	P4
GA0863	P89	GA3893	P95	GA5652	P89
GA0864	P89	GA4235	P87	GA5654	P25, P27, P29, P31, P83
GA0895	P37	GA4265	P35	GA5666	P89
GA0898	P89	GA4286	P78	GA5667	P89
GA0899	P49	GA4287	P78	GA5678	P87
GA10036	P84	GA4444	P17	GA5698	P15
GA10037	P84	GA4774	P34	GA5699	P15
GA10047	P81	GA4976	P93	GA5715	P23, P25
GA10048	P81	GA5090	P39	GA5718	P25
GA10137	P12	GA5105	P39, P42, P87, P104	GA5719	P23, P25
GA10151	P12	GA5106	P43	GA5786	P33
GA10155	P12	GA5107	P43, P71, P87, P104	GA5787	P33
GA10157	P3	GA5108	P43	GA5794	P15
GA10161	P33	GA5109	P43	GA5795	P15
GA10570	P65	GA5110	P43	GA5796	P15
GA10575	P67	GA5111	P43	GA5834	P15
GA10601	P65, P67	GA5112	P43	GA5887	P78
GA10901	P65, P67, P69	GA5113	P43	GA5892	P23
GA10940	P65, P67, P69	GA5114	P40, P87	GA5917	P93
GA11039	P69	GA5115	P87	GA5982	P15
GA11397	P81	GA5116	P43, P87	GA6027	P15
GA11398	P81	GA5118	P39	GA6038	P15
GA11520	P21	GA5121	P37	GA6168	P15
GA11591	P47	GA5122	P37	GA6171	P7, P9, P10, P77, P84
GA11766	P47	GA5130	P47	GA6182	P15
GA11767	P47	GA5146	P43	GA6184	P15
GA11969	P33	GA5157	P38	GA6187	P15
GA11971	P33	GA5158	P38	GA6337	P87
GA12108	P81	GA5164	P41	GA6434	P10
GA12109	P81	GA5165	P41	GA6478	P15
GA12235	P29, P31	GA5173	P47	GA6501	P95
GA12236	P27, P29, P31	GA5175	P45	GA6513	P104
GA12330	P101	GA5177	P45	GA6514	P104
GA1369	P75	GA5178	P45	GA6515	P104
GA1676	P49	GA5182	P38	GA6597	P10
GA1677	P49	GA5183	P45	GA6618	P9
GA1678	P49	GA5184	P45	GA6619	P9
GA1679	P49	GA5188	P47	GA6620	P9
GA1720	P4, P33	GA5190	P47	GA6633	P15
GA2007	P12	GA5194	P95	GA6699	P63
GA2012L	P5	GA5197	P35	GA6700	P63
GA2012R	P5	GA5202	P43, P104	GA6701	P63
GA2014	P5, P9, P25, P27, P29, P31, P75, P83	GA5223	P87	GA6733	P9
GA2018	P14	GA5229	P105	GA6741	P19
GA2019	P14	GA5230	P85	GA6761	P73
GA2020	P14	GA5231	P85	GA6801	P9
GA2054	P9	GA5236	P85		
		GA5237	P85		

NUMERICAL INDEX

Part No.	Page	Part No.	Page	Part No.	Page
GA6823	P63	GA8488	P73	GA9822	P81
GA6824	P63	GA8603	P21, P31, P81	GA9844	P31
GA6832	P27	GA8641	P21, P31	GA9845	P31
GA6833	P27	GA8651	P33	GA9846	P39
GA6834	P27	GA8656	P73	GA9857	P67
GA6838	P27	GA8670	P35	GA9861	P31
GA6907	P19	GA8676	P73	GA9862	P31
GA6966	P81	GA8685	P75	GA9864	P31
GA7154	P42, P71	GA8688	P79	GA9865	P31
GA7235	P39	GA8689	P79	GA9870	P39
GA7239	P79	GA8690	P106	GA9872	P73
GA7240	P79	GA8691	P107	GA9877	P37
GA7255	P15	GA8692	P108	GA9900	P93
GA7271	P29	GA8716	P71	GA9905	P93
GA7313	P87	GA8717	P71	GA9978	P65, P67, P69
GA7336	P43, P87, P95, P105	GA8760	P29	GA9979	P65, P67, P69
GA7375	P93	GA8828	P51	GB0110	P14
GA7376	P37	GA8831	P51	GB0115	P18
GA7409	P37	GA8839	P37	GB0116	P18
GA7412	P29	GA8845	P75	GB0120	P14
GA7434	P37	GA8877	P77, P84	GB0134	P75
GA7445	P29, P31, P83	GA8897	P53	GB0156	P34
GA7446	P27, P29, P31, P83	GA8912	P50	GB0186	P4
GA7841	P43	GA8914	P50	GB0198	P89
GA7850	P65, P67, P69	GA8915	P50	GB0199	P89
GA7853	P65, P67, P69	GA8916	P50	GB0200	P89
GA7854	P65, P67, P69	GA8917	P50	GB0205	P78
GA7855	P65, P67, P69	GA8918	P52	GB0206	P79
GA7856	P65, P67, P69	GA8919	P52	GB0209	P79
GA7857	P65, P67, P69	GA8924	P53	GB0210	P79
GA7858	P66, P68	GA8930	P33	GB0212	P77
GA7859	P67, P69	GA8931	P103	GB0213	P78
GA7909	P35	GA8983	P75, P79, P81	GB0218	P4, P12, P31, P33, P39, P78
GA7949	P7	GA9007	P35	GB0239	P9, P10
GA7975	P7	GA9131	P31	GB0254	P10
GA7976	P7	GA9144	P67, P69	GB0259	P43
GA7998	P83	GA9195	P75	GB0265	P3
GA7999	P83	GA9206	P63	GB0266	P3
GA8021	P65, P67, P69	GA9207	P63	GB0267	P3
GA8022	P65, P67, P69	GA9426	P35	GB0268	P9, P10
GA8026	P66, P68	GA9427	P35	GB0274	P3
GA8046	P65, P67, P69	GA9428	P34	GB0276	P7
GA8047	P63, P65, P67, P69	GA9429	P34	GB0278	P12, P18
GA8069	P97	GA9430	P85	GB0282	P10
GA8092	P71	GA9431	P85	GB0285	P3
GA8130	P53	GA9433	P81	GB0287	P40, P41
GA8305	P77	GA9434	P81	GB0296	P81
GA8306	P77	GA9437	P81	GB0297	P81
GA8322	P10	GA9438	P35	GB0301	P5, P33
GA8324	P5	GA9439	P35	GB0314	P12, P33
GA8326	P18	GA9440	P52	GB0322	P81
GA8343	P14	GA9443	P52	GB0323	P81
GA8364	P18	GA9472	P84	GB0329	P35
GA8371	P17	GA9565	P81	GB0331	P12
GA8483	P75	GA9714	P13	GB0366	P4
GA8487	P73	GA9821	P81		

NUMERICAL INDEX

Part No.	Page	Part No.	Page	Part No.	Page
GB0386	P31	GD1063	P18	GD11453	P7
GB0387	P27	GD10646	P35	GD11490	P37
GB0400	P81	GD1065	P3	GD11508	P11
GB0405	P81	GD1083	P14	GD11509	P11
GB0410	P14	GD1085	P10	GD11528	P14
GD0438	P45	GD1086	P7	GD11535	P73
GD0453-02	P45	GD10867	P3, P33	GD11557	P81
GD0453-03	P47	GD10963	P19	GD11558	P81
GD0453-06	P45	GD10984	P19	GD11559	P73
GD0453-07	P45	GD10991	P7	GD1162	P111
GD0462	P45	GD10993	P3	GD11649	P33
GD0487	P75	GD11001	P3	GD11652	P21, P31
GD0652	P47	GD11017	P5	GD11657	P73
GD0746	P49	GD1104	P78	GD11662	P73
GD0752-41	P47	GD11045	P40, P41, P71, P95, P105	GD11677	P21
GD0840	P49	GD11089	P63, P65, P67, P69	GD11695	P37
GD0914-105	P71	GD1109	P9, P10	GD11700	P94
GD0914-109	P40	GD11122	P15	GD11705	P75
GD0914-134	P40	GD1113	P33, P35, P81	GD11721	P71, P93
GD0914-144	P71	GD1114	P4, P33, P35, P79, P85, P89	GD11747	P13
GD0914-170	P41	GD1115L	P19	GD11787	P14
GD0914-180	P71	GD1115R	P19	GD11836	P83
GD0914-205	P71	GD1116	P19	GD11845	P3, P5, P9
GD0914-210	P41	GD11178	P83	GD11926	P51
GD0914-230	P41	GD1118	P19	GD11953	P77, P84
GD0914-84	P71	GD11180	P94	GD11954	P77, P84
GD0962	P75	GD11188	P83	GD11962	P3, P17, P33
GD10010	P37	GD11218	P33	GD11993	P65, P67, P69
GD10036	P4	GD11219	P17	GD11995	P53
GD10110	P93	GD11239	P12, P17, P18	GD1200	P89
GD10161	P87	GD11240	P18	GD1207	P89
GD10223	P55	GD11259	P3, P5	GD1209	P89
GD10224	P55	GD11263	P33	GD1210	P89
GD10226	P14	GD11264	P33	GD1213	P89
GD10231	P73	GD11265	P83	GD12505	P50
GD10242	P79	GD11266	P83	GD12507	P50
GD1026	P3, P17, P33, P39, P43, P81, P87, P95, P105	GD11279	P13	GD12510	P52
GD10273	P79	GD11286	P14	GD12511	P52
GD10283	P49	GD11297	P18	GD12513	P53
GD10303	P79	GD11305	P17	GD12534	P27
GD10304	P79	GD11306	P5, P75	GD1255	P41
GD1033	P3	GD11311	P14	GD1256	P41
GD1039	P14	GD11313	P11	GD12571	P42
GD1041	P14	GD1132	P25, P27, P29, P31, P75, P83	GD12676	P81
GD1042	P14	GD1138	P75, P85	GD12677	P81
GD10473	P5, P9	GD11413	P12, P18	GD12679	P81
GD10487	P79	GD11422	P4	GD12684	P83
GD10519	P29, P31	GD11423	P7, P77, P84	GD12685	P81
GD10526	P29	GD11424	P17	GD12817	P31
GD10552	P27, P29, P31, P83	GD1143	P20	GD12826	P31
GD1059L	P17	GD1144	P20	GD12827	P31
GD1059R	P17	GD11447	P33	GD12829	P31
GD1060	P17	GD1145	P20	GD13287	P81
GD1061	P18			GD13309	P84
				GD13361	P3
				GD1337	P93

NUMERICAL INDEX

Part No.	Page	Part No.	Page	Part No.	Page
GD13401	P37	GD2971-10	P17	GD7804	P21, P31
GD1379	P89	GD2984	P111	GD7805	P4, P10, P12, P25, P33, P37, P39, P83, P84
GD1380	P89	GD3180-12	P9	GD7817-01	P25
GD14170	P31	GD3180-17	P87	GD7817-04	P25, P83
GD14217	P4	GD3214	P47	GD7819	P40
GD14398	P21	GD3612	P3	GD7822	P43
GD14413	P43, P95, P105	GD3790	P89	GD7823	P25
GD14427	P43, P95, P105	GD3839	P95, P105	GD7848	P89
GD14430	P43, P95, P105	GD4887-01	P42	GD7867	P87, P91
GD14431	P43, P95, P105	GD5752	P39	GD7868	P91
GD14432	P43, P95, P105	GD5753	P39	GD7870	P87
GD14559	P79	GD5756	P39, P43	GD7871	P87
GD14659	P19	GD5789	P38	GD7878	P15
GD14674	P23, P25, P29	GD5790	P38	GD7889	P23, P25
GD1512	P111	GD5824	P43	GD7890	P23, P25
GD1514	P93	GD5827	P38, P42	GD7900	P78
GD1515	P93	GD5829	P42	GD7904-02	P79
GD1516	P93	GD5830	P43	GD7907	P79
GD1517	P93	GD5835	P43	GD7908	P78
GD1520	P93	GD5841	P37	GD7911	P77
GD15386	P47	GD5857	P27, P38, P43, P87, P95, P105	GD7912	P79
GD15538	P43	GD5860	P39	GD7944	P39, P73
GD15685	P95, P105	GD5875	P35, P47	GD7962	P78, P83
GD15698	P14	GD5884-01	P41	GD8218	P77
GD15699	P15	GD5885-01	P41	GD8224	P79
GD15747	P12	GD5885-02	P40	GD8237	P15
GD15970	P3	GD5885-03	P40	GD8238	P78
GD16302	P43	GD5886	P87, P91	GD8239	P79
GD1657	P75	GD5888	P35	GD8246	P87
GD1673	P75	GD5892	P45	GD8247	P78
GD1685-12	P85	GD5956	P51	GD8249	P4
GD1685-13	P85	GD5958	P40	GD8266	P23
GD1685-14	P85	GD5960	P41	GD8276	P79
GD1685-15	P85	GD5961	P40, P41	GD8304	P63
GD1685-16	P85	GD5988	P105	GD8307	P25
GD1748	P93	GD5990	P95, P105	GD8308	P77
GD1755	P15	GD6027	P35, P73	GD8460	P10
GD18073	P33	GD6165	P105	GD8751	P66, P69
GD18074	P33	GD6291	P66, P69	GD8770	P66, P69
GD1862	P93	GD6501	P14	GD8771	P67, P69
GD18704	P14	GD6551	P43	GD8778	P15
GD2117	P111	GD6553	P78	GD8893-01	P33
GD2161	P47	GD6793	P42	GD9107	P106, P107
GD2199	P63	GD6825-10.375	P39	GD9108	P108
GD2412	P89	GD7127	P43, P87, P104	GD9109	P106, P107, P108
GD2423	P19	GD7140	P34	GD9120	P10
GD2460	P20	GD7145	P63, P71, P93	GD9229	P71
GD2548-15.5	P91	GD7148	P18	GD9254	P21, P31
GD2548-25.5	P91	GD7152	P63	GD9290	P9
GD2548-27.5	P91	GD7258	P18	GD9305	P9
GD2558	P39, P43, P87, P104	GD7318	P3	GD9562	P9
GD2589	P75	GD7426	P39, P43, P87, P95, P105	GD9695	P33
GD2597	P49	GD7639	P65, P67	GD9705	P77
GD2721	P45, P47	GD7803	P21, P31	GD9706	P77

NUMERICAL INDEX

Part No.	Page	Part No.	Page	Part No.	Page
GD9709	P77	GR1015	P93	GR1406	P71
GD9715	P27	GR1016	P93	GR1407	P71
GD9720	P27	GR1017	P93	GR1408	P71
GD9724	P27, P29, P31, P83	GR1018	P93	GR1409	P71
GM0188	P111	GR1019	P93	GR1410	P71
GR0146	P111	GR1032	P55	GR1411	P71
GR0146MPP	P111	GR1033	P55	GR1412	P71
GR0150	P49	GR1034	P55	GR1413	P71
GR0151	P49	GR1035	P55	GR1420	P97
GR0155	P111	GR1036	P55	GR1421	P97
GR0155MPP	P111	GR1037	P55, P57, P59, P61	GR1422	P99
GR0188	P78	GR1038	P55	GR1423	P99
GR0193	P45	GR1039	P55	GR1424	P97
GR0196	P3, P18, P33	GR1040	P55	GR1425	P97, P99
GR0207	P106, P107, P108	GR1041	P55	GR1427	P97
GR0208	P106, P107	GR1042	P55	GR1451	P99
GR0209	P106	GR1043	P55	GR1465	P61
GR0211	P106, P107, P108	GR1044	P55	GR1484	P106, P107
GR0212	P106, P107, P108	GR1045	P55, P61	GR1485	P108
GR0213	P106, P107	GR1046	P55	GR1522	P51
GR0214	P106, P107, P108	GR1047	P55	GR1523	P53
GR0215	P106, P107, P108	GR1048	P55	GR1527	P50
GR0216	P106, P107	GR1104	P101	GR1528	P50
GR0217	P106, P107, P108	GR1112	P101	GR1529	P52
GR0221	P108	GR1114	P97	GR1533	P103
GR0222	P108	GR1116	P97, P101	GR1535	P103
GR0223	P106	GR1118	P97, P101	GR1540	P103
GR0225	P106, P107, P108	GR1120	P101	GR1541	P103
GR0226	P106, P107, P108	GR1122	P95	GR1542	P103
GR0227	P106	GR1123	P101	GR1543	P101, P103
GR0228	P106, P107	GR1124	P101	GR1544	P103
GR0229	P107, P108	GR1129	P99	GR1545	P103
GR0231	P107, P108	GR1130	P99	GR1569	P14
GR0232	P106, P107, P108	GR1133	P99	GR1570MPP	P111
GR0233	P107	GR1134	P99, P101	GR1577	P106, P107, P108
GR0255	P34	GR1142	P99	GR1626	P107, P108
GR0270	P37	GR1144	P99	GR1629	P65, P67, P69
GR0279	P108	GR1165	P97	GR1631	P67
GR0280	P108	GR1167	P97	GR1632	P67
GR0281	P108	GR1168	P97	GR1678	P93
GR0282	P108	GR1169	P50, P53	GR1761	P69
GR0283	P108	GR1203	P63	GR1762	P69
GR0284	P108	GR1204	P63	GR1764	P69
GR0367	P45	GR1205	P63	GR1795	P101
GR0375	P45	GR1206	P63	GR1797	P101
GR0434	P37	GR1207	P63	GR1799	P101
GR0508	P93	GR1208	P63	GR1801	P101
GR0513	P93	GR1327	P14	GR1802	P101
GR0586	P67, P69	GR1389	P97, P101	GR1804	P101
GR0594	P65, P67, P69	GR1390	P65	GR1805	P101
GR0880	P95	GR1391	P67	GR1806	P101
GR0881	P95	GR1392	P65	GR1808	P101
GR0882	P95	GR1393	P67	GR1828	P111
GR0883	P95	GR1397	P93	GR1848	P14
GR0912	P39, P42, P43, P71, P87, P95, P105	GR1401	P53		
		GR1405	P71		